



Club Health Assessment for District J 1 through June 2025

| | | | Status | Membership | | | | | | | Reports | | | | | Finance | | LCIF |
|---|---|--------------|---|-----------------------------|-------------------|---------------------|----------------|---|----------------------------|--|-------------------------------------|------------------------------------|------------------------|---|--|-----------------|-----------------------------------|------|
| Club Number | Club Name | Charter Date | | Current Member Count | YTD Members Added | YTD Members Dropped | YTD Net Growth | YTD Net Growth% | Member Count 12 Months Ago | Avg. length of service for dropped members | Months Since Last MMR *** | Yrs. Since Last Officer Report | President Rotation | Vice President Reported **** | Months Since Last Activity Report *** | Account Balance | Donations for current Fiscal Year | |
| | | | Number of times on status quo within last two years | If below 15 members appears | | | | If net loss is greater than 20% appears | | | If no report in 3 months appears in | When more than one year appears in | Number of repeat terms | Notes the officers that do not have an active | If no report at 12 months appears in red | | | |
| Clubs less than two years old | | | | | | | | | | | | | | | | | | |
| 172119 | Colonia El General | 06/11/2024 | Active | 15 | 2 | 7 | -5 | -25.00% | 20 | 1 | 1 | | 2 | P,S,T,M,VP SC | 2 | | | |
| 172160 | Ecilda Paullier | 06/12/2024 | Active | 21 | 1 | 0 | 1 | 5.00% | 20 | | 9 | | 2 | P,S,T,M,VP SC | 0 | | \$93.00 | |
| Clubs more than two years old | | | | | | | | | | | | | | | | | | |
| 16364 | ARTIGAS | 04/07/1961 | Active | 40 | 5 | 3 | 2 | 5.26% | 38 | 8 | 0 | | | P,S,T,M,VP SC | 0 | | \$458.00 | |
| Exc Award (06/30/2018, 06/30/2020, 06/30/20 | | | | | | | | | | | | | | | | | | |
| 61168 | BALTASAR BRUM | 10/04/1998 | Active | 23 | 0 | 0 | 0 | 0.00% | 23 | | 3 | | 2 | P,S,T,M,VP SC | 1 | | \$116.00 | |
| Exc Award (06/30/2023) | | | | | | | | | | | | | | | | | | |
| 52439 | BELLA UNION TRES FRONTERAS | 01/24/1992 | Active(1) | 19 | 0 | 5 | -5 | -20.83% | 24 | 6 | 2 | | 2 | P,S,T,M,VP SC | 1 | | \$212.00 | |
| Exc Award (06/30/2017, 06/30/2018, 06/30/20 | | | | | | | | | | | | | | | | | | |
| 101541 | CARDONA FLORENCIO SANCHEZ | 03/27/2008 | Active | 39 | 1 | 1 | 0 | 0.00% | 39 | 7 | 0 | | | P,S,T,M,VP SC | 0 | | \$346.00 | |
| Exc Award (06/30/2017, 06/30/2018, 06/30/20 | | | | | | | | | | | | | | | | | | |
| 16367 | CARMELO | 03/06/1963 | Active | 20 | 1 | 1 | 0 | 0.00% | 20 | 6 | 1 | | | P,S,T,M,VP SC | 0 | | \$280.00 | |
| Exc Award (06/30/2017) | | | | | | | | | | | | | | | | | | |
| 16368 | COLONIA | 11/03/1960 | Active(1) | 7 | 0 | 0 | 0 | 0.00% | 7 | | 0 | | | P,S,T,M,VP SC | 0 | | \$36.00 | |
| 146842 | Colonia - Costa del Inmigrante Sinergia | 06/24/2021 | Active(1) | 7 | 1 | 0 | 1 | 16.67% | 6 | | 1 | | 2 | P,S,T,M,VP SC | 24+ | | \$24.00 | |
| 32803 | COLONIA SUIZA | 10/14/1976 | Active | 43 | 3 | 6 | -3 | -6.52% | 46 | 6 | 0 | | | P,S,T,M,VP SC | 0 | | \$739.00 | |
| Exc Award (06/30/2018, 06/30/2019, 06/30/20 | | | | | | | | | | | | | | | | | | |
| 82328 | DOLORES DEL SAN SALVADOR | 05/14/2004 | Active | 20 | 0 | 1 | -1 | -4.76% | 21 | 7 | 2 | | | P,S,T,M,VP SC | 5 | | \$249.00 | |
| Exc Award (06/30/2017, 06/30/2021) | | | | | | | | | | | | | | | | | | |
| 16371 | FRAY BENTOS | 09/01/1957 | Active | 18 | 1 | 3 | -2 | -10.00% | 20 | 15 | 2 | | 3 | P,S,T,M,VP SC | 0 | | \$59.00 | |
| Exc Award (06/30/2018, 06/30/2020) | | | | | | | | | | | | | | | | | | |
| 59056 | GUICHON | 01/20/1997 | Active | 15 | 4 | 1 | 3 | 25.00% | 12 | 0 | 0 | | | P,S,T,M,VP SC | 0 | | \$173.00 | |
| Exc Award (06/30/2017) | | | | | | | | | | | | | | | | | | |
| 16372 | JOSE ENRIQUE RODO | 04/03/1965 | Active | 30 | 8 | 0 | 8 | 36.36% | 22 | | 1 | | | P,S,T,M,VP SC | 5 | | \$213.00 | |
| Exc Award (06/30/2020, 06/30/2023, 06/30/20 | | | | | | | | | | | | | | | | | | |
| 99018 | JUAN LACAZE | 04/04/2007 | Active | 19 | 0 | 3 | -3 | -13.64% | 22 | 8 | 1 | | | P,S,T,M,VP SC | 0 | | \$178.00 | |



Club Health Assessment for District J 1 through June 2025

| | | | Status | Membership | | | | | | | Reports | | | | | Finance | | LCIF |
|--|-------------------------------|--------------|---|-----------------------------|-------------------|---------------------|----------------|---|----------------------------|--|-------------------------------------|------------------------------------|------------------------|---|--|-----------------|-----------------------------------|------|
| Club Number | Club Name | Charter Date | | Current Member Count | YTD Members Added | YTD Members Dropped | YTD Net Growth | YTD Net Growth% | Member Count 12 Months Ago | Avg. length of service for dropped members | Months Since Last MMR *** | Yrs. Since Last Officer Report | President Rotation | Vice President Reported **** | Months Since Last Activity Report *** | Account Balance | Donations for current Fiscal Year | |
| | | | Number of times on status quo within last two years | If below 15 members appears | | | | If net loss is greater than 20% appears | | | If no report in 3 months appears in | When more than one year appears in | Number of repeat terms | Notes the officers that do not have an active | If no report at 12 months appears in red | | | |
| Exc Award (06/30/2017, 06/30/2020) | | | | | | | | | | | | | | | | | | |
| 52817 | LIBERTAD | 04/03/1992 | Active(1) | 5 | 0 | 5 | -5 | -50.00% | 10 | 18 | 6 | | 2 | P,S,T,M,VP SC | 24+ | | | |
| Exc Award (06/30/2018, 06/30/2020, 06/30/2024) | | | | | | | | | | | | | | | | | | |
| 137199 | Los Arrayanes | 02/05/2019 | Active | 12 | 2 | 1 | 1 | 9.09% | 11 | 1 | 0 | | 4 | P,S,T,M,VP SC | 9 | | \$25.00 | |
| Exc Award (06/30/2024) | | | | | | | | | | | | | | | | | | |
| 16375 | MERCEDES | 12/10/1955 | Active | 59 | 4 | 5 | -1 | -1.67% | 60 | 14 | 0 | | | P,S,T,M,VP SC | 2 | | \$47.00 | |
| Exc Award (06/30/2017, 06/30/2019, 06/30/2020) | | | | | | | | | | | | | | | | | | |
| 135083 | Mercedes Centenario | 06/13/2018 | Active | 53 | 7 | 3 | 4 | 8.16% | 49 | 3 | 0 | | | P,S,T,M,VP SC | 0 | | \$1,196.00 | |
| Exc Award (06/30/2020, 06/30/2021, 06/30/2022) | | | | | | | | | | | | | | | | | | |
| 139781 | Miguelete | 09/23/2019 | Active | 29 | 0 | 3 | -3 | -9.38% | 32 | 1 | 4 | | | P,S,T,M,VP SC | 0 | | \$308.00 | |
| Exc Award (06/30/2020, 06/30/2021, 06/30/2022) | | | | | | | | | | | | | | | | | | |
| 48816 | MONTEVIDEO 33 ORIENTALES | 07/14/1988 | Active | 10 | 2 | 6 | -4 | -28.57% | 14 | 12 | 1 | | | P,S,T,M,VP SC | 6 | | \$121.00 | |
| Exc Award (06/30/2017, 06/30/2021) | | | | | | | | | | | | | | | | | | |
| 29529 | MONTEVIDEO AGUADA | 06/28/1974 | Active | 22 | 1 | 1 | 0 | 0.00% | 22 | 19 | 0 | | | P,S,T,M,VP SC | 5 | | \$50.00 | |
| Exc Award (06/30/2017, 06/30/2020, 06/30/2022) | | | | | | | | | | | | | | | | | | |
| 16330 | MONTEVIDEO ANFITRION | 04/03/1951 | Active | 18 | 0 | 4 | -4 | -18.18% | 22 | 11 | 0 | | | P,S,T,M,VP SC | 6 | | \$735.00 | |
| Exc Award (06/30/2023) | | | | | | | | | | | | | | | | | | |
| 34529 | MONTEVIDEO ANSINA | 10/14/1977 | Active | 17 | 0 | 4 | -4 | -19.05% | 21 | 14 | 1 | | 2 | P,S,T,M,VP SC | 0 | | \$90.00 | |
| Exc Award (06/30/2017, 06/30/2018, 06/30/2020) | | | | | | | | | | | | | | | | | | |
| 16337 | MONTEVIDEO CERRO | 11/16/1960 | Active | 11 | 1 | 3 | -2 | -15.38% | 13 | 30 | 0 | | | P,S,T,M,VP SC | 6 | | \$60.00 | |
| Exc Award (06/30/2018, 06/30/2020) | | | | | | | | | | | | | | | | | | |
| 147881 | Montevideo Dra Perla Temesio | 11/01/2021 | Active(1) | 4 | 1 | 2 | -1 | -20.00% | 5 | 4 | 0 | | 4 | P,S,T,M,VP SC | 5 | | | |
| 150634 | Montevideo Forjador De Sueños | 05/18/2022 | Active | 6 | 1 | 0 | 1 | 20.00% | 5 | | 2 | | 4 | P,S,T,M,VP SC | 4 | 90+ Days | | |
| 141617 | Montevideo Grupo GAMMA | 05/26/2020 | Active | 15 | 0 | 0 | 0 | 0.00% | 15 | | 0 | | 2 | P,S,T,M,VP SC | 5 | | | |
| 49838 | MONTEVIDEO JUANA DE ARCO | 09/05/1989 | Active | 8 | 0 | 1 | -1 | -11.11% | 9 | 25 | 3 | | 6 | P,S,T,M,VP SC | 3 | | \$26.00 | |
| Exc Award (06/30/2018, 06/30/2021) | | | | | | | | | | | | | | | | | | |
| 147944 | Montevideo Las Cadenas | 02/11/2022 | Active | 9 | 0 | 7 | -7 | -43.75% | 16 | 3 | 0 | | 4 | P,S,T,M,VP SC | 6 | | | |



Club Health Assessment for District J 1 through June 2025

| | | | Status | Membership | | | | | | | Reports | | | | | Finance | | LCIF |
|-------------|--|--------------|---|-----------------------------|-------------------|---------------------|----------------|---|----------------------------|--|-------------------------------------|------------------------------------|------------------------|--|---------------------------------------|-----------------|-----------------------------------|------|
| Club Number | Club Name | Charter Date | | Current Member Count | YTD Members Added | YTD Members Dropped | YTD Net Growth | YTD Net Growth% | Member Count 12 Months Ago | Avg. length of service for dropped members | Months Since Last MMR *** | Yrs. Since Last Officer Report | President Rotation | Vice President Reported **** | Months Since Last Activity Report *** | Account Balance | Donations for current Fiscal Year | |
| | | | Number of times on status quo within last two years | If below 15 members appears | | | | If net loss is greater than 20% appears | | | If no report in 3 months appears in | When more than one year appears in | Number of repeat terms | Notes the officers that do not have appears in an active | If no report at 12 months red | | | |
| 16347 | MONTEVIDEO PASO DE LA ARENA Exc Award (06/30/2017, 06/30/2018, 06/30/20 | 09/20/1971 | Active | 7 | 1 | 1 | 0 | 0.00% | 7 | 6 | 1 | | 4 | P,S,T,M,VP SC | 3 | | \$18.00 | |
| 16342 | MONTEVIDEO PASO DEL MOLINO BEL Exc Award (06/30/2017) | 06/16/1972 | Active | 16 | 3 | 5 | -2 | -11.11% | 18 | 3 | 1 | | | P,S,T,M,VP SC | 5 | | \$33.00 | |
| 59641 | MONTEVIDEO S FELIPE Y SANTIAGO Exc Award (06/30/2017) | 06/02/1997 | Cancelled(8*) | 0 | 0 | 10 | -10 | -100.00% | 10 | 21 | 4 | 1 | None | P,S,T,M,VP SC | 24+ | 90+ Days | | |
| 16351 | MONTEVIDEO SANTIAGO VAZQUEZ | 06/16/1969 | Active(4) | 5 | 0 | 0 | 0 | 0.00% | 5 | | 0 | | 4 | P,S,T,M,VP SC | 6 | | | |
| 30052 | MTVDO AGRACIADA ARROYO SECO Exc Award (06/30/2017, 06/30/2018, 06/30/20 | 12/17/1974 | Active | 37 | 4 | 6 | -2 | -5.13% | 39 | 12 | 0 | | | P,S,T,M,VP SC | 0 | | \$396.00 | |
| 16377 | NUEVA BERLIN | 09/13/1966 | Active | 8 | 1 | 2 | -1 | -11.11% | 9 | 24 | 0 | | 2 | P,S,T,M,VP SC | 0 | | \$93.00 | |
| 16378 | NUEVA PALMIRA Exc Award (06/30/2017, 06/30/2020, 06/30/20 | 09/20/1967 | Active | 24 | 1 | 9 | -8 | -25.00% | 32 | 1 | 0 | | | P,S,T,M,VP SC | 0 | | \$237.00 | |
| 16379 | OMBUES DE LAVALLE Exc Award (06/30/2021) | 02/28/1966 | Active | 12 | 3 | 4 | -1 | -7.69% | 13 | 4 | 0 | | | P,S,T,M,VP SC | 6 | | \$279.00 | |
| 16380 | PALMITAS | 04/03/1965 | Active | 26 | 0 | 2 | -2 | -7.14% | 28 | 50 | 0 | | | P,S,T,M,VP SC | 1 | | | |
| 16382 | PAYSANDU Exc Award (06/30/2017, 06/30/2023) | 03/08/1963 | Active | 35 | 0 | 3 | -3 | -7.89% | 38 | 3 | 0 | | | P,S,T,M,VP SC | 0 | | \$841.00 | |
| 16387 | RODRIGUEZ | 06/18/1965 | Active(1) | 13 | 0 | 0 | 0 | 0.00% | 13 | | 24 | 1 | None | P,S,T,M,VP SC | 24+ | | | |
| 16388 | ROSARIO Exc Award (06/30/2017, 06/30/2020, 06/30/20 | 06/19/1962 | Active | 25 | 0 | 5 | -5 | -16.67% | 30 | 8 | 0 | | | P,S,T,M,VP SC | 0 | | \$100.00 | |
| 40131 | SALTO AYUI Exc Award (06/30/2021, 06/30/2023) | 06/30/1981 | Active | 22 | 1 | 4 | -3 | -12.00% | 25 | 12 | 0 | | 4 | P,S,T,M,VP SC | 0 | | \$119.00 | |
| 16390 | SALTO CENTRO Exc Award (06/30/2020) | 03/20/1958 | Active(2) | 9 | 3 | 6 | -3 | -25.00% | 12 | 3 | 0 | | None | P,S,T,M,VP SC | 5 | | | |
| 145919 | Salto Comunicadores 19 de Abril | 04/16/2021 | Active | 10 | 1 | 5 | -4 | -28.57% | 14 | 5 | 4 | | | P,S,T,M,VP SC | 5 | | \$118.00 | |
| 141299 | Salto Ibirapita Exc Award (06/30/2020) | 04/10/2020 | Cancelled(8*) | 0 | 0 | 4 | -4 | -100.00% | 4 | 5 | 0 | | None | P,S,T,M,VP SC | 20 | 90+ Days | | |



Club Health Assessment for District J 1 through June 2025

| | | | Status | Membership | | | | | | | Reports | | | | | Finance | | LCIF |
|-------------|---|--------------|---|-----------------------------|-------------------|---------------------|----------------|---|----------------------------|--|-------------------------------------|------------------------------------|------------------------|--|---------------------------------------|-----------------|-----------------------------------|------|
| Club Number | Club Name | Charter Date | | Current Member Count | YTD Members Added | YTD Members Dropped | YTD Net Growth | YTD Net Growth% | Member Count 12 Months Ago | Avg. length of service for dropped members | Months Since Last MMR *** | Yrs. Since Last Officer Report | President Rotation | Vice President Reported **** | Months Since Last Activity Report *** | Account Balance | Donations for current Fiscal Year | |
| | | | Number of times on status quo within last two years | If below 15 members appears | | | | If net loss is greater than 20% appears | | | If no report in 3 months appears in | When more than one year appears in | Number of repeat terms | Notes the officers that do not have appears in an active | If no report at 12 months red | | | |
| 53580 | SALTO LOS AZAHARES | 08/11/1992 | Active | 22 | 4 | 8 | -4 | -15.38% | 27 | 3 | 8 | | | P,S,T,M,VP SC | 0 | | | |
| | Exc Award (06/30/2017, 06/30/2018, 06/30/20 | | | | | | | | | | | | | | | | | |
| 136692 | Salto Universitario Res Non Verba | 11/08/2018 | Active | 12 | 0 | 1 | -1 | -7.69% | 13 | 3 | 0 | | None | P,S,T,M,VP SC | 6 | 90+ Days | \$24.00 | |
| | Exc Award (06/30/2021) | | | | | | | | | | | | | | | | | |
| 16391 | SAN JOSE DE MAYO | 12/01/1962 | Active | 22 | 3 | 6 | -3 | -12.00% | 25 | 12 | 0 | | | P,S,T,M,VP SC | 10 | | \$289.00 | |
| | Exc Award (06/30/2020, 06/30/2023) | | | | | | | | | | | | | | | | | |
| 16396 | TARARIRAS | 01/26/1973 | Active | 42 | 3 | 0 | 3 | 7.69% | 39 | | 2 | | | P,S,T,M,VP SC | 0 | | \$399.00 | |
| | Exc Award (06/30/2020, 06/30/2023) | | | | | | | | | | | | | | | | | |
| 16400 | VALDENSE | 08/25/1963 | Active | 25 | 0 | 2 | -2 | -7.41% | 27 | 12 | 0 | | | P,S,T,M,VP SC | 6 | | \$527.00 | |
| | Exc Award (06/30/2018, 06/30/2020, 06/30/20 | | | | | | | | | | | | | | | | | |
| 16402 | YOUNG | 06/01/1963 | Active | 15 | 0 | 0 | 0 | 0.00% | 15 | | 14 | | 2 | P,S,T,M,VP SC | 0 | | \$127.00 | |
| | Exc Award (06/30/2017, 06/30/2018, 06/30/20 | | | | | | | | | | | | | | | | | |
| 149215 | Young La Estacion | 12/07/2021 | Active | 19 | 1 | 0 | 1 | 5.56% | 18 | | 11 | | | P,S,T,M,VP SC | 1 | | \$161.00 | |

Clubs Cancelled Previous Fiscal Year – Clubs Cancelled within last 12 months may be reinstated

| Club Number | Club Name | Charter Date | Current Status* | Cancellation Date |
|-------------|------------------------------|--------------|-----------------|-------------------|
| 150214 | Montevideo Dr Rodolfo Talice | 04/05/2022 | Cancelled(8*) | 12/29/2023 |
| 35186 | RINCON DE LA BOLSA | 03/10/1978 | Cancelled(8*) | 12/29/2023 |

| Current Total Clubs Count | YTD New Clubs Count | YTD Cancelled Clubs Count | YTD Net Club Gain | Current Total Members Count | YTD Add | YTD Drop | YTD Net Growth | YTD Net Growth % | Member Count 12 Months Ago | Average Member Count Per Club | % of Clubs with less than 20 members | % No MMR in 3 Months | % No Officer Report in 12 Months | % of Clubs with balance 90+ days | Number of Clubs in Status Quo | % Status Quo Clubs in Financial Suspension | Number of Cancelled Clubs | Average Cancelled Club Age | Members Lost Due to Cancellation | % of Clubs Cancelled for Non-Financial Reasons |
|---------------------------|---------------------|---------------------------|-------------------|-----------------------------|---------|----------|----------------|------------------|----------------------------|-------------------------------|--------------------------------------|----------------------|----------------------------------|----------------------------------|-------------------------------|--|---------------------------|----------------------------|----------------------------------|--|
| 51 | 0 | 2 | -2 | 1,020 | 75 | 159 | -84 | -7.61% | 1,105 | 20 | 57% | 20% | 2% | 4% | 0 | 0% | 2 | 40 | 14 | -100% |

* - P - Priority Club. Cancellation Reasons: 1-Objectives/conduct, 2-Non-active club, 5-Non-existing club, 6-Disbanding, 7-Merger, 8-Financial Suspension, 9-District/Multiple District Dues.

** - Abbreviation: P-President, S-Secretary, T-Treasurer, M-Member Chairperson, VP-First Vice President, MC-Communications Chairperson, SC-Service Chairperson

*** - Abbreviation: N/R - Never reported using the Lions Clubs website, N/A - Not applicable, No password registered for the Lions Clubs website.

**** - Abbreviation: N - New, IP - Immediate Past, R - Repeat.



Club Health Assessment for District J 2 through June 2025

| | | | Status | Membership | | | | | | | Reports | | | | | Finance | | LCIF |
|--|-------------------------------|--------------|---|-----------------------------|-------------------|---------------------|----------------|---|----------------------------|--|-------------------------------------|------------------------------------|------------------------|---|--|-----------------|-----------------------------------|------|
| Club Number | Club Name | Charter Date | | Current Member Count | YTD Members Added | YTD Members Dropped | YTD Net Growth | YTD Net Growth% | Member Count 12 Months Ago | Avg. length of service for dropped members | Months Since Last MMR *** | Yrs. Since Last Officer Report | President Rotation | Vice President Reported **** | Months Since Last Activity Report *** | Account Balance | Donations for current Fiscal Year | |
| | | | Number of times on status quo within last two years | If below 15 members appears | | | | If net loss is greater than 20% appears | | | If no report in 3 months appears in | When more than one year appears in | Number of repeat terms | Notes the officers that do not have an active | If no report at 12 months appears in red | | | |
| Clubs less than two years old | | | | | | | | | | | | | | | | | | |
| 179822 | Tacuarembó Fraternidad | 12/10/2024 | Active | 18 | 24 | 6 | 18 | 100.00% | 0 | 0 | 0 | | | P,S,T,M,VP SC | N/R | | | |
| Clubs more than two years old | | | | | | | | | | | | | | | | | | |
| 76098 | CIUDAD DE PASO DE LOS TOROS | 10/07/2003 | Active | 20 | 0 | 0 | 0 | 0.00% | 20 | | 0 | | | P,S,T,M,VP SC | 0 | | \$921.00 | |
| 16370 | DURAZNO | 04/14/1959 | Active | 28 | 0 | 1 | -1 | -3.45% | 29 | 6 | 3 | | 3 | P,S,T,M,VP SC | 24+ | | \$168.00 | |
| 61885 | DURAZNO SIGLO XXI | 05/07/1999 | Active | 32 | 1 | 1 | 0 | 0.00% | 32 | 24 | 3 | | 2 | P,S,T,M,VP SC | 0 | 90+ Days | \$327.00 | |
| Exc Award (06/30/2024) | | | | | | | | | | | | | | | | | | |
| 16320 | FLORIDA | 12/09/1965 | Active | 30 | 4 | 4 | 0 | 0.00% | 30 | 5 | 2 | | | P,S,T,M,VP SC | 8 | | \$198.00 | |
| 45693 | FRAY MARCOS | 01/20/1986 | Active | 35 | 5 | 0 | 5 | 16.67% | 30 | | 4 | | | P,S,T,M,VP SC | 0 | | \$43.00 | |
| 16323 | LA PAZ | 05/07/1965 | Active | 28 | 2 | 2 | 0 | 0.00% | 28 | 3 | 0 | | | P,S,T,M,VP SC | 1 | | \$339.00 | |
| Exc Award (06/30/2016, 06/30/2019, 06/30/2020) | | | | | | | | | | | | | | | | | | |
| 16324 | LAS PIEDRAS | 12/30/1961 | Active | 21 | 1 | 5 | -4 | -16.00% | 25 | 12 | 0 | | | P,S,T,M,VP SC | 14 | | \$95.00 | |
| 154989 | Minas de Corrales | 06/29/2023 | Active | 18 | 3 | 3 | 0 | 0.00% | 18 | 7 | 0 | | | P,S,T,M,VP SC | 0 | | \$118.00 | |
| 28042 | MONTEVIDEO BARRIO SUR PALERMO | 02/18/1974 | Active | 12 | 6 | 1 | 5 | 71.43% | 7 | 0 | 0 | | | P,S,T,M,VP SC | 15 | | \$12.00 | |
| 16335 | MONTEVIDEO COLON | 12/07/1966 | Active | 19 | 0 | 0 | 0 | 0.00% | 19 | | 1 | | 3 | P,S,T,M,VP SC | 18 | | \$91.00 | |
| 56705 | MONTEVIDEO NUEVA ERA | 03/24/1995 | Active | 9 | 0 | 0 | 0 | 0.00% | 9 | | 1 | | 4 | P,S,T,M,VP SC | 15 | | \$46.00 | |
| 32490 | MONTEVIDEO PENAROL VIEJO | 06/28/1976 | Active(1) | 12 | 7 | 3 | 4 | 50.00% | 8 | 13 | 0 | | 2 | P,S,T,M,VP SC | 24+ | | | |
| 29410 | MONTEVIDEO PUNTA CARRETA | 05/29/1974 | Active | 32 | 5 | 4 | 1 | 3.23% | 31 | 15 | 0 | | | P,S,T,M,VP SC | 0 | | \$73.00 | |
| Exc Award (06/30/2016, 06/30/2022) | | | | | | | | | | | | | | | | | | |
| 16352 | MONTEVIDEO SAYAGO | 11/15/1965 | Active | 6 | 0 | 4 | -4 | -40.00% | 10 | 13 | 1 | | None | P,S,T,M,VP SC | 18 | | \$32.00 | |
| 61187 | MONTEVIDEO TERESA DE CALCUTA | 10/19/1998 | Active | 6 | 0 | 0 | 0 | 0.00% | 6 | | 14 | | 3 | P,S,T,M,VP SC | 11 | | \$15.00 | |
| Exc Award (06/30/2021) | | | | | | | | | | | | | | | | | | |
| 30174 | PROGRESO | 01/24/1975 | Active | 18 | 4 | 2 | 2 | 12.50% | 16 | 2 | 2 | | 3 | P,S,T,M,VP SC | 11 | | | |
| 16385 | RIVERA CHICO | 05/24/1963 | Active | 43 | 13 | 7 | 6 | 16.22% | 37 | 12 | 1 | | | P,S,T,M,VP SC | 0 | | \$30.00 | |
| Exc Award (06/30/2016) | | | | | | | | | | | | | | | | | | |



Club Health Assessment for District J 2 through June 2025

| | | | Status | Membership | | | | | | | Reports | | | | | Finance | | LCIF |
|-------------|--|--------------|---|-----------------------------|-------------------|---------------------|----------------|---|----------------------------|--|-------------------------------------|------------------------------------|------------------------|---|--|-----------------|-----------------------------------|------|
| Club Number | Club Name | Charter Date | | Current Member Count | YTD Members Added | YTD Members Dropped | YTD Net Growth | YTD Net Growth% | Member Count 12 Months Ago | Avg. length of service for dropped members | Months Since Last MMR *** | Yrs. Since Last Officer Report | President Rotation | Vice President Reported **** | Months Since Last Activity Report *** | Account Balance | Donations for current Fiscal Year | |
| | | | Number of times on status quo within last two years | If below 15 members appears | | | | If net loss is greater than 20% appears | | | If no report in 3 months appears in | When more than one year appears in | Number of repeat terms | Notes the officers that do not have an active | If no report at 12 months appears in red | | | |
| 146118 | Rivera Juana de Oriol Exc Award (06/30/2024) | 05/10/2021 | Active | 16 | 15 | 20 | -5 | -23.81% | 21 | 4 | 0 | | None | P,S,T,M,VP SC | 7 | | \$156.00 | |
| 150547 | Rivera Leones de La Comunicacion | 04/25/2022 | Active | 8 | 0 | 0 | 0 | 0.00% | 8 | | 14 | | 4 | P,S,T,M,VP SC | N/A | | \$30.00 | |
| 16386 | RIVERA LIVRAMENTO Exc Award (06/30/2023) | 07/01/1956 | Active | 51 | 16 | 7 | 9 | 21.43% | 42 | 14 | 0 | | | P,S,T,M,VP SC | 0 | | \$195.00 | |
| 58692 | RIVERA ZONA ESTE-INTEGRACION Exc Award (06/30/2022) | 09/17/1996 | Active | 42 | 0 | 5 | -5 | -10.64% | 47 | 12 | 1 | | | P,S,T,M,VP SC | 1 | | \$246.00 | |
| 121055 | Rivera Zona Sur Lagos del Norte | 12/30/2013 | Active | 11 | 4 | 1 | 3 | 37.50% | 8 | 0 | 0 | | 3 | P,S,T,M,VP SC | 24+ | | \$36.00 | |
| 32618 | SAN ANTONIO | 07/21/1976 | Active | 12 | 3 | 2 | 1 | 9.09% | 11 | 39 | 5 | | | P,S,T,M,VP SC | 24+ | | \$18.00 | |
| 16392 | SAN GREGORIO | 04/05/1970 | Active | 33 | 5 | 5 | 0 | 0.00% | 33 | 15 | 0 | | | P,S,T,M,VP SC | 24 | | \$367.00 | |
| 16361 | SANTA LUCIA | 10/07/1962 | Active | 40 | 1 | 3 | -2 | -4.76% | 42 | 4 | 0 | | None | P,S,T,M,VP SC | 16 | | \$296.00 | |
| 16362 | SARANDI GRANDE | 12/02/1969 | Active | 19 | 1 | 2 | -1 | -5.00% | 20 | 22 | 0 | | | P,S,T,M,VP SC | 10 | | \$24.00 | |
| 16394 | TACUAREMBO | 11/22/1957 | Active | 46 | 5 | 11 | -6 | -11.54% | 52 | 9 | 0 | | None | P,S,T,M,VP SC | 12 | | \$492.00 | |
| 61347 | TALA | 12/15/1998 | Active | 20 | 3 | 0 | 3 | 17.65% | 17 | | 0 | | | P,S,T,M,VP SC | 0 | | \$83.00 | |
| 16398 | TRANQUERAS | 12/01/1963 | Active | 13 | 2 | 0 | 2 | 18.18% | 11 | | 11 | | | P,S,T,M,VP SC | 24+ | | \$166.00 | |
| 16399 | TRINIDAD | 11/15/1962 | Active | 24 | 5 | 1 | 4 | 20.00% | 20 | 10 | 2 | | | P,S,T,M,VP SC | 1 | | \$401.00 | |


Clubs Cancelled Previous Fiscal Year – Clubs Cancelled within last 12 months may be reinstated

| Club Number | Club Name | Charter Date | Current Status* | Cancellation Date |
|-------------|--------------------------------|--------------|-----------------|-------------------|
| 140784 | Nuevo Montevideo Hellen Keller | 05/05/2020 | Cancelled(6*) | 05/29/2024 |

| Current Total Clubs Count | YTD New Clubs Count | YTD Cancelled Clubs Count | YTD Net Club Gain | Current Total Members Count | YTD Add | YTD Drop | YTD Net Growth | YTD Net Growth % | Member Count 12 Months Ago | Average Member Count Per Club | % of Clubs with less than 20 members | % No MMR in 3 Months | % No Officer Report in 12 Months | % of Clubs with balance 90+ days | Number of Clubs in Status Quo | % Status Quo Clubs in Financial Suspension | Number of Cancelled Clubs | Average Cancelled Club Age | Members Lost Due to Cancellation | % of Clubs Cancelled for Non-Financial Reasons |
|---------------------------|---------------------|---------------------------|-------------------|-----------------------------|---------|----------|----------------|------------------|----------------------------|-------------------------------|--------------------------------------|----------------------|----------------------------------|----------------------------------|-------------------------------|--|---------------------------|----------------------------|----------------------------------|--|
| 31 | 1 | 0 | 1 | 722 | 135 | 100 | 35 | 5.09% | 687 | 23 | 48% | 23% | 0% | 3% | 0 | 0% | 0 | 0 | 0 | 0% |



Club Health Assessment for District J 2 through June 2025

|  | | | Status | Membership | | | | | | | Reports | | | | | Finance | LCIF |
|--|-----------|--------------|---|-----------------------------|-------------------|---------------------|----------------|---|----------------------------|--|-------------------------------------|------------------------------------|------------------------|---|--|-----------------|-----------------------------------|
| Club Number | Club Name | Charter Date | | Current Member Count | YTD Members Added | YTD Members Dropped | YTD Net Growth | YTD Net Growth% | Member Count 12 Months Ago | Avg. length of service for dropped members | Months Since Last MMR *** | Yrs. Since Last Officer Report | President Rotation | Vice President Reported **** | Months Since Last Activity Report *** | Account Balance | Donations for current Fiscal Year |
| | | | Number of times on status quo within last two years | If below 15 members appears | | | | If net loss is greater than 20% appears | | | If no report in 3 months appears in | When more than one year appears in | Number of repeat terms | Notes the officers that do not have an active | If no report at 12 months appears in red | | |

* - P - Priority Club. Cancellation Reasons: 1-Objectives/conduct, 2-Non-active club, 5-Non-existing club, 6-Disbanding, 7-Merger, 8-Financial Suspension, 9-District/Multiple District Dues.
** - Abbreviation: P-President, S-Secretary, T-Treasurer, M-Member Chairperson, VP-First Vice President, MC-Communications Chairperson, SC-Service Chairperson
*** - Abbreviation: N/R - Never reported using the Lions Clubs website, N/A - Not applicable, No password registered for the Lions Clubs website.
**** - Abbreviation: N - New, IP - Immediate Past, R - Repeat.



Club Health Assessment for District J 3 through June 2025

| | | | Status | Membership | | | | | | | Reports | | | | | Finance | | LCIF |
|-------------------------------|---------------------------------|--------------|---|-----------------------------|-------------------|---------------------|----------------|-----------------|---|--|---------------------------|-------------------------------------|------------------------------------|------------------------------|---|--|-----------------------------------|------|
| Club Number | Club Name | Charter Date | | Current Member Count | YTD Members Added | YTD Members Dropped | YTD Net Growth | YTD Net Growth% | Member Count 12 Months Ago | Avg. length of service for dropped members | Months Since Last MMR *** | Yrs. Since Last Officer Report | President Rotation | Vice President Reported **** | Months Since Last Activity Report *** | Account Balance | Donations for current Fiscal Year | |
| | | | Number of times on status quo within last two years | If below 15 members appears | | | | | If net loss is greater than 20% appears | | | If no report in 3 months appears in | When more than one year appears in | Number of repeat terms | Notes the officers that do not have an active | If no report at 12 months appears in red | | |
| Clubs less than two years old | | | | | | | | | | | | | | | | | | |
| 182378 | Barra de Chuy - Puimayen | 05/28/2025 | Newly Chartered | 23 | 23 | 0 | 23 | 100.00% | 0 | | 0 | | | P,S,T,M,VP SC | N/R | | | |
| 182855 | Montevideo Mercadotecnia Online | 06/22/2025 | Newly Chartered | 23 | 24 | 1 | 23 | 100.00% | 0 | 0 | 0 | | | P,S,T,M,VP SC | N/A | | | |
| 182476 | Treinta y Tres Yermal | 05/29/2025 | Newly Chartered | 21 | 22 | 1 | 21 | 100.00% | 0 | 8 | 0 | | | P,S,T,M,VP SC | N/R | | | |
| Clubs more than two years old | | | | | | | | | | | | | | | | | | |
| 138702 | Aiguá | 06/27/2019 | Active(1) | 3 | 0 | 0 | 0 | 0.00% | 3 | | 17 | | None | P,S,T,M,VP SC | 24+ | | | |
| 16311 | ATLANTIDA | 07/15/1965 | Active | 8 | 0 | 0 | 0 | 0.00% | 8 | | 13 | | 4 | P,S,T,M,VP SC | 2 | | \$119.00 | |
| 137969 | Batlle y Ordoñez | 04/22/2019 | Active | 35 | 0 | 2 | -2 | -5.41% | 37 | 4 | 0 | | | P,S,T,M,VP SC | 10 | | \$499.00 | |
| 16315 | CANELONES SAUCE | 02/17/1972 | Active | 36 | 2 | 1 | 1 | 2.86% | 35 | 2 | 0 | | | P,S,T,M,VP SC | 0 | | \$211.00 | |
| Exc Award (06/30/2023) | | | | | | | | | | | | | | | | | | |
| 16317 | CASTILLOS | 11/13/1965 | Active | 10 | 0 | 4 | -4 | -28.57% | 14 | 4 | 2 | | 2 | P,S,T,M,VP SC | 0 | | \$68.00 | |
| 16318 | CHUY | 06/27/1965 | Active | 24 | 4 | 20 | -16 | -40.00% | 40 | 1 | 1 | | | P,S,T,M,VP SC | 0 | | \$267.00 | |
| Exc Award (06/30/2018) | | | | | | | | | | | | | | | | | | |
| 16319 | EL PINAR | 03/29/1973 | Active | 16 | 0 | 0 | 0 | 0.00% | 16 | | 15 | 1 | None | P,S,T,M,VP SC | 14 | | \$43.00 | |
| 150226 | Empalme Olmos Renacer | 03/16/2022 | Active | 20 | 3 | 0 | 3 | 17.65% | 17 | | 0 | | | P,S,T,M,VP SC | 8 | | \$87.00 | |
| 34017 | FRAILE MUERTO | 06/13/1977 | Active | 22 | 1 | 1 | 0 | 0.00% | 22 | 5 | 1 | | None | P,S,T,M,VP SC | 0 | | \$126.00 | |
| 16321 | JOSE PEDRO VARELA | 09/22/1967 | Active | 15 | 2 | 0 | 2 | 15.38% | 13 | | 0 | | | P,S,T,M,VP SC | 15 | | \$24.00 | |
| 16322 | LA FLORESTA COSTA AZUL | 01/18/1972 | Active | 32 | 5 | 2 | 3 | 10.34% | 29 | 9 | 1 | | | P,S,T,M,VP SC | 0 | | \$279.00 | |
| 152834 | La Paloma del Sol | 10/21/2022 | Active | 16 | 2 | 3 | -1 | -5.88% | 17 | 12 | 0 | | | P,S,T,M,VP SC | 0 | | \$79.00 | |
| 16325 | LASCANO | 02/20/1965 | Active | 41 | 3 | 4 | -1 | -2.38% | 42 | 8 | 0 | | | P,S,T,M,VP SC | 7 | | \$280.00 | |
| Exc Award (06/30/2018) | | | | | | | | | | | | | | | | | | |
| 33698 | LOMAS DE SOLYMAR | 04/25/1977 | Active | 14 | 3 | 3 | 0 | 0.00% | 14 | 1 | 0 | | | P,S,T,M,VP SC | 3 | | \$112.00 | |
| 16327 | MALDONADO | 08/01/1964 | Active | 21 | 4 | 8 | -4 | -16.00% | 25 | 17 | 0 | | 3 | P,S,T,M,VP SC | 21 | | \$2,211.80 | |
| 148607 | Manguera Azul | 10/19/2021 | Active | 13 | 0 | 0 | 0 | 0.00% | 13 | | 24 | | 3 | P,S,T,M,VP SC | 22 | | | |



Club Health Assessment for District J 3 through June 2025

| | | | Status | Membership | | | | | | | Reports | | | | | Finance | | LCIF |
|-------------|--|--------------|---|-----------------------------|-------------------|---------------------|----------------|---|----------------------------|--|-------------------------------------|------------------------------------|------------------------|---|---------------------------------------|-----------------|-----------------------------------|------|
| Club Number | Club Name | Charter Date | | Current Member Count | YTD Members Added | YTD Members Dropped | YTD Net Growth | YTD Net Growth% | Member Count 12 Months Ago | Avg. length of service for dropped members | Months Since Last MMR *** | Yrs. Since Last Officer Report | President Rotation | Vice President Reported **** | Months Since Last Activity Report *** | Account Balance | Donations for current Fiscal Year | |
| | | | Number of times on status quo within last two years | If below 15 members appears | | | | If net loss is greater than 20% appears | | | If no report in 3 months appears in | When more than one year appears in | Number of repeat terms | Notes the officers that do not have an active | If no report at 12 months red | | | |
| 16374 | MELO CERRO LARGO | 05/10/1957 | Active | 12 | 1 | 5 | -4 | -25.00% | 16 | 18 | 0 | | | P,S,T,M,VP SC | 20 | | \$161.00 | |
| 16328 | MINAS | 12/14/1960 | Active | 12 | 1 | 0 | 1 | 9.09% | 11 | | 10 | | 3 | P,S,T,M,VP SC | 2 | | \$87.00 | |
| | Exc Award (06/30/2023) | | | | | | | | | | | | | | | | | |
| 31196 | MONTEVIDEO B ITAL-PU DE RIELES | 09/23/1975 | Active | 22 | 2 | 1 | 1 | 4.76% | 21 | 2 | 0 | | | P,S,T,M,VP SC | 0 | | \$213.00 | |
| | Exc Award (06/30/2018, 06/30/2023, 06/30/2024) | | | | | | | | | | | | | | | | | |
| 16334 | MONTEVIDEO BUCEO | 06/13/1963 | Active | 15 | 0 | 2 | -2 | -11.76% | 17 | 23 | 0 | | | P,S,T,M,VP SC | 0 | | \$115.00 | |
| | Exc Award (06/30/2018) | | | | | | | | | | | | | | | | | |
| 154940 | Montevideo Diabetes | 06/28/2023 | Active | 17 | 1 | 0 | 1 | 6.25% | 16 | | 3 | | 4 | P,S,T,M,VP SC | N/A | | \$65.00 | |
| 143954 | Montevideo Equidad | 12/13/2020 | Active | 33 | 7 | 5 | 2 | 6.45% | 31 | 4 | 3 | | | P,S,T,M,VP SC | 0 | | \$148.00 | |
| | Exc Award (06/30/2023, 06/30/2024) | | | | | | | | | | | | | | | | | |
| 54320 | MONTEVIDEO INDEPENDENCIA | 04/07/1993 | Active | 25 | 6 | 8 | -2 | -7.41% | 27 | 6 | 0 | | 3 | P,S,T,M,VP SC | 0 | | \$71.00 | |
| | Exc Award (06/30/2024) | | | | | | | | | | | | | | | | | |
| 154458 | Montevideo Los Amigos | 06/02/2023 | Active | 11 | 3 | 9 | -6 | -35.29% | 17 | 3 | 0 | | | P,S,T,M,VP SC | N/R | | \$12.00 | |
| 16343 | MONTEVIDEO MALVIN | 12/17/1963 | Active | 28 | 0 | 2 | -2 | -6.67% | 30 | 4 | 4 | | | P,S,T,M,VP SC | 4 | | \$414.00 | |
| | Exc Award (06/30/2018, 06/30/2023) | | | | | | | | | | | | | | | | | |
| 106804 | MONTEVIDEO NUEVO BUCEO | 12/09/2009 | Active | 15 | 3 | 5 | -2 | -11.76% | 17 | 6 | 0 | | 2 | P,S,T,M,VP SC | 3 | | \$59.00 | |
| | Exc Award (06/30/2016, 06/30/2018, 06/30/2024) | | | | | | | | | | | | | | | | | |
| 29291 | MONTEVIDEO PIEDRAS BLANCAS | 04/23/1974 | Active | 8 | 3 | 2 | 1 | 14.29% | 7 | 4 | 0 | | | P,S,T,M,VP SC | 0 | | \$30.00 | |
| | Exc Award (06/30/2016, 06/30/2018, 06/30/2024) | | | | | | | | | | | | | | | | | |
| 16350 | MONTEVIDEO PUNTA GORDA | 06/23/1967 | Active | 12 | 3 | 0 | 3 | 33.33% | 9 | | 5 | | 4 | P,S,T,M,VP SC | 24 | | \$5.00 | |
| 16353 | MONTEVIDEO UNION | 09/15/1956 | Active | 11 | 5 | 4 | 1 | 10.00% | 10 | 5 | 0 | | | P,S,T,M,VP SC | 1 | | \$71.00 | |
| 62929 | PAN DE AZUCAR | 03/17/2000 | Active | 19 | 1 | 3 | -2 | -9.52% | 21 | 7 | 3 | | 2 | P,S,T,M,VP SC | 3 | | \$116.00 | |
| | Exc Award (06/30/2018) | | | | | | | | | | | | | | | | | |
| 16354 | PANDO | 12/18/1962 | Active | 41 | 3 | 4 | -1 | -2.38% | 42 | 10 | 0 | | | P,S,T,M,VP SC | 9 | | \$136.00 | |
| | Exc Award (06/30/2018, 06/30/2019) | | | | | | | | | | | | | | | | | |
| 16355 | PARQUE DEL PLATA | 09/17/1965 | Active | 8 | 2 | 5 | -3 | -27.27% | 11 | 2 | 0 | | 2 | P,S,T,M,VP SC | 0 | | \$79.00 | |
| | Exc Award (06/30/2018) | | | | | | | | | | | | | | | | | |




Club Health Assessment for District J 3 through June 2025

| | | | Status | Membership | | | | | | | Reports | | | | | Finance | | LCIF |
|--|----------------------------------|--------------|---|-----------------------------|-------------------|---------------------|----------------|---|----------------------------|--|-------------------------------------|------------------------------------|------------------------|--|---------------------------------------|-----------------|-----------------------------------|------|
| Club Number | Club Name | Charter Date | | Current Member Count | YTD Members Added | YTD Members Dropped | YTD Net Growth | YTD Net Growth% | Member Count 12 Months Ago | Avg. length of service for dropped members | Months Since Last MMR *** | Yrs. Since Last Officer Report | President Rotation | Vice President Reported **** | Months Since Last Activity Report *** | Account Balance | Donations for current Fiscal Year | |
| | | | Number of times on status quo within last two years | If below 15 members appears | | | | If net loss is greater than 20% appears | | | If no report in 3 months appears in | When more than one year appears in | Number of repeat terms | Notes the officers that do not have appears in an active | If no report at 12 months red | | | |
| 32804 | PINAMAR | 10/14/1976 | Active | 24 | 2 | 4 | -2 | -7.69% | 26 | 11 | 1 | | | P,S,T,M,VP SC | 0 | | \$461.00 | |
| Exc Award (06/30/2018, 06/30/2021, 06/30/2023) | | | | | | | | | | | | | | | | | | |
| 16356 | PIRIAPOLIS | 09/24/1965 | Active | 17 | 12 | 2 | 10 | 142.86% | 7 | 1 | 0 | | | P,S,T,M,VP SC | 0 | | \$182.00 | |
| Exc Award (06/30/2018, 06/30/2023) | | | | | | | | | | | | | | | | | | |
| 47556 | PUEBLO ISIDORO NOBLIA | 06/25/1987 | Active | 11 | 1 | 1 | 0 | 0.00% | 11 | 31 | 0 | | 2 | P,S,T,M,VP SC | 0 | | \$102.00 | |
| 16357 | PUNTA DEL ESTE | 12/19/1963 | Active | 16 | 0 | 2 | -2 | -11.11% | 18 | 9 | 1 | | 2 | P,S,T,M,VP SC | 9 | | \$77.00 | |
| 16358 | ROCHA | 05/12/1965 | Active | 25 | 1 | 4 | -3 | -10.71% | 28 | 5 | 0 | | | P,S,T,M,VP SC | 0 | | \$208.00 | |
| Exc Award (06/30/2018) | | | | | | | | | | | | | | | | | | |
| 135049 | Rocha Sol Naciente | 06/07/2018 | Active | 26 | 6 | 8 | -2 | -7.14% | 28 | 4 | 0 | | | P,S,T,M,VP SC | 1 | | \$1,308.00 | |
| Exc Award (06/30/2021, 06/30/2023) | | | | | | | | | | | | | | | | | | |
| 35958 | SAN BAUTISTA | 07/05/1978 | Active | 12 | 1 | 0 | 1 | 9.09% | 11 | | 5 | | 2 | P,S,T,M,VP SC | 15 | | \$24.00 | |
| 16359 | SAN CARLOS | 10/14/1965 | Active | 31 | 0 | 0 | 0 | 0.00% | 31 | | 12 | 1 | None | P,S,T,M,VP SC | 12 | | \$296.00 | |
| Exc Award (06/30/2017, 06/30/2018, 06/30/2020) | | | | | | | | | | | | | | | | | | |
| 34455 | SAN JOSE DE CARRASCO | 09/26/1977 | Active | 10 | 0 | 0 | 0 | 0.00% | 10 | | 1 | | 2 | P,S,T,M,VP SC | 0 | | \$171.00 | |
| Exc Award (06/30/2021) | | | | | | | | | | | | | | | | | | |
| 30011 | SAN RAMON | 12/10/1974 | Active | 32 | 0 | 0 | 0 | 0.00% | 32 | | 1 | | 3 | P,S,T,M,VP SC | 3 | | \$331.00 | |
| Exc Award (06/30/2016, 06/30/2018) | | | | | | | | | | | | | | | | | | |
| 55727 | SANTA CLARA DE OLIMAR TRE Y TR | 05/25/1994 | Active | 17 | 1 | 5 | -4 | -19.05% | 21 | 12 | 0 | | | P,S,T,M,VP SC | 0 | | \$158.00 | |
| 141820 | Santa Rosa Compromiso y Servicio | 06/20/2020 | Active | 4 | 1 | 1 | 0 | 0.00% | 4 | 0 | 0 | | None | P,S,T,M,VP SC | 16 | | | |
| 33095 | SHANGRILA | 12/08/1976 | Active | 15 | 0 | 1 | -1 | -6.25% | 16 | 2 | 7 | | | P,S,T,M,VP SC | 23 | | \$21.00 | |
| Exc Award (06/30/2018) | | | | | | | | | | | | | | | | | | |
| 131570 | Solis De Mataojo | 06/27/2017 | Active | 21 | 0 | 0 | 0 | 0.00% | 21 | | 7 | | | P,S,T,M,VP SC | 0 | | \$515.00 | |
| Exc Award (06/30/2023, 06/30/2024) | | | | | | | | | | | | | | | | | | |
| 124418 | Toledo | 03/19/2015 | Active | 10 | 1 | 0 | 1 | 11.11% | 9 | | 5 | 1 | None | P,S,T,M,VP SC | 16 | | \$30.00 | |
| 16363 | TREINTA Y TRES | 06/28/1959 | Active | 32 | 0 | 6 | -6 | -15.79% | 38 | 10 | 0 | | | P,S,T,M,VP SC | 0 | | \$1,618.00 | |
| Exc Award (06/30/2018, 06/30/2023) | | | | | | | | | | | | | | | | | | |
| 154417 | Treinta y Tres Olimar | 05/19/2023 | Active | 36 | 6 | 2 | 4 | 12.50% | 32 | 1 | 0 | | | P,S,T,M,VP SC | N/A | | \$214.00 | |



Club Health Assessment for District J 3 through June 2025

|  | | | Status | Membership | | | | | | | Reports | | | | | Finance | LCIF |
|--|-----------|--------------|---|-----------------------------|-------------------|---------------------|----------------|---|----------------------------|--|-------------------------------------|------------------------------------|------------------------|------------------------------|---|--|-----------------------------------|
| Club Number | Club Name | Charter Date | | Current Member Count | YTD Members Added | YTD Members Dropped | YTD Net Growth | YTD Net Growth% | Member Count 12 Months Ago | Avg. length of service for dropped members | Months Since Last MMR *** | Yrs. Since Last Officer Report | President Rotation | Vice President Reported **** | Months Since Last Activity Report *** | Account Balance | Donations for current Fiscal Year |
| | | | Number of times on status quo within last two years | If below 15 members appears | | | | If net loss is greater than 20% appears | | | If no report in 3 months appears in | When more than one year appears in | Number of repeat terms | | Notes the officers that do not have an active | If no report at 12 months appears in red | |
| 88807 | TUPAMBAE | 06/29/2005 | Active | 9 | 1 | 0 | 1 | 12.50% | 8 | | 0 | | | P,S,T,M,VP SC | 0 | | \$161.00 |
| 134841 | Velázquez | 05/23/2018 | Active | 12 | 0 | 0 | 0 | 0.00% | 12 | | 0 | | | P,S,T,M,VP SC | 0 | | \$98.00 |

Clubs Cancelled Previous Fiscal Year – Clubs Cancelled within last 12 months may be reinstated

| Club Number | Club Name | Charter Date | Current Status* | Cancellation Date |
|-------------|----------------------------|--------------|-----------------|-------------------|
| 137974 | Balneario Buenos Aires | 04/18/2019 | Cancelled(8*) | 06/29/2024 |
| 138028 | Montevideo Francisco Piria | 04/24/2019 | Cancelled(6*) | 07/29/2023 |
| 143947 | Montevideo Juventud | 12/16/2020 | Cancelled(6*) | 05/29/2024 |

| Current Total Clubs Count | YTD New Clubs Count | YTD Cancelled Clubs Count | YTD Net Club Gain | Current Total Members Count | YTD Add | YTD Drop | YTD Net Growth | YTD Net Growth % | Member Count 12 Months Ago | Average Member Count Per Club | % of Clubs with less than 20 members | % No MMR in 3 Months | % No Officer Report in 12 Months | % of Clubs with balance 90+ days | Number of Clubs in Status Quo | % Status Quo Clubs in Financial Suspension | Number of Cancelled Clubs | Average Cancelled Club Age | Members Lost Due to Cancellation | % of Clubs Cancelled for Non-Financial Reasons |
|---------------------------|---------------------|---------------------------|-------------------|-----------------------------|---------|----------|----------------|------------------|----------------------------|-------------------------------|--------------------------------------|----------------------|----------------------------------|----------------------------------|-------------------------------|--|---------------------------|----------------------------|----------------------------------|--|
| 54 | 3 | 0 | 3 | 1,042 | 172 | 141 | 31 | 3.07% | 1,011 | 19 | 56% | 28% | 6% | 0% | 0 | 0% | 0 | 0 | 0 | 0% |

* - P - Priority Club. Cancellation Reasons: 1-Objectives/conduct, 2-Non-active club, 5-Non-existing club, 6-Disbanding, 7-Merger, 8-Financial Suspension, 9-District/Multiple District Dues.
** - Abbreviation: P-President, S-Secretary, T-Treasurer, M-Member Chairperson, VP-First Vice President, MC-Communications Chairperson, SC-Service Chairperson
*** - Abbreviation: N/R - Never reported using the Lions Clubs website, N/A - Not applicable, No password registered for the Lions Clubs website.
**** - Abbreviation: N - New, IP - Immediate Past, R - Repeat.



Club Health Assessment for District M 1 through June 2025

| | | | Status | Membership | | | | | | | Reports | | | | Finance | LCIF | |
|-------------------------------|--|--------------|---|-----------------------------|-------------------|---------------------|----------------|---|----------------------------|--|-------------------------------------|------------------------------------|------------------------|--|---------------------------------------|-----------------|-----------------------------------|
| Club Number | Club Name | Charter Date | | Current Member Count | YTD Members Added | YTD Members Dropped | YTD Net Growth | YTD Net Growth% | Member Count 12 Months Ago | Avg. length of service for dropped members | Months Since Last MMR *** | Yrs. Since Last Officer Report | President Rotation | Vice President Reported **** | Months Since Last Activity Report *** | Account Balance | Donations for current Fiscal Year |
| | | | Number of times on status quo within last two years | If below 15 members appears | | | | If net loss is greater than 20% appears | | | If no report in 3 months appears in | When more than one year appears in | Number of repeat terms | Notes the officers that do not have appears in an active | If no report at 12 months red | | |
| Clubs less than two years old | | | | | | | | | | | | | | | | | |
| 171359 | Asuncion Especializado en Finanzas Exc Award (06/30/2024) | 05/10/2024 | Active | 46 | 59 | 38 | 21 | 84.00% | 25 | 1 | 0 | | 2 | P,S,T,M,VP SC | 0 | | \$50.00 |
| 177032 | Asuncion Especializado en Salud | 08/08/2024 | Active | 20 | 20 | 0 | 20 | 100.00% | 0 | | 6 | | | P,S,T,M,VP SC | 0 | | \$1,050.00 |
| 181359 | Asunción Universitario | 03/14/2025 | Active | 21 | 26 | 5 | 21 | 100.00% | 0 | 0 | 0 | | | P,S,T,M,VP SC | 0 | | |
| 156636 | Caacupé - Cabañas Exc Award (06/30/2024) | 11/20/2023 | Active | 25 | 4 | 9 | -5 | -16.67% | 30 | 1 | 6 | | 2 | P,S,T,M,VP SC | 9 | | |
| 181817 | Central Marketing | 04/16/2025 | Newly Chartered | 41 | 41 | 0 | 41 | 100.00% | 0 | | 2 | | | P,S,T,M,VP SC | 0 | | |
| 182629 | Ciudad del Este Nuevo Horizonte | 06/05/2025 | Newly Chartered | 27 | 27 | 0 | 27 | 100.00% | 0 | | 0 | | | P,S,T,M,VP SC | N/R | | |
| 181181 | Ita Especializado en Prevención y Educación | 03/20/2025 | Active | 27 | 27 | 0 | 27 | 100.00% | 0 | | 0 | | | P,S,T,M,VP SC | 0 | 90+ Days | |
| 176503 | Limpio Karanday Poty Especializado en Educacion | 07/30/2024 | Active | 23 | 26 | 3 | 23 | 100.00% | 0 | 1 | 0 | | | P,S,T,M,VP SC | 0 | | |
| 171414 | Nueva Asuncion Chacoi Profesora Marcelina Gaona | 06/25/2024 | Active | 19 | 3 | 4 | -1 | -5.00% | 20 | 1 | 0 | | | P,S,T,M,VP SC | 8 | 90+ Days | |
| 156250 | San Bernardino Exc Award (06/30/2024) | 11/28/2023 | Active | 19 | 24 | 29 | -5 | -20.83% | 24 | 3 | 2 | | 2 | P,S,T,M,VP SC | 5 | | \$10.00 |
| 179289 | Universitario UNIDA Asuncion | 12/09/2024 | Active | 23 | 27 | 4 | 23 | 100.00% | 0 | 0 | 0 | | | P,S,T,M,VP SC | 0 | | |
| 178972 | Villa Elisa Especializado en Medio Ambiente | 10/16/2024 | Active | 20 | 20 | 0 | 20 | 100.00% | 0 | | 8 | | | P,S,T,M,VP SC | 6 | 90+ Days | |
| 156777 | Villa Hayes Laudo Hayes | 01/22/2024 | Active(1) | 24 | 8 | 7 | 1 | 4.35% | 23 | 1 | 1 | | | P,S,T,M,VP SC | 0 | | \$1,000.00 |
| Clubs more than two years old | | | | | | | | | | | | | | | | | |
| 146882 | Acahay | 06/21/2021 | Active | 1 | 0 | 0 | 0 | 0.00% | 1 | | 24 | | None | P,S,T,M,VP SC | 8 | | |
| 151460 | Aregua Centro | 06/23/2022 | Active(1) | 11 | 0 | 3 | -3 | -21.43% | 14 | 3 | 3 | | | P,S,T,M,VP SC | 8 | | |
| 138641 | Asunción Amistad y Paz del Centenario | 06/21/2019 | Active | 19 | 3 | 3 | 0 | 0.00% | 19 | 4 | 0 | | 2 | P,S,T,M,VP SC | 7 | | |
| 134566 | Asunción Aurora del Paraguay del Centenario | 05/07/2018 | Active(2) | 5 | 0 | 0 | 0 | 0.00% | 5 | | 12 | | 2 | P,S,T,M,VP SC | 24+ | | |
| 17578 | ASUNCION BARRIO CRISTO REY | 11/08/1956 | Active | 17 | 8 | 1 | 7 | 70.00% | 10 | 17 | 1 | | | P,S,T,M,VP SC | 0 | | \$60.00 |



Club Health Assessment for District M 1 through June 2025

| | | | Status | Membership | | | | | | | Reports | | | | Finance | LCIF | |
|--|---|--------------|---|-----------------------------|-------------------|---------------------|----------------|---|----------------------------|--|-------------------------------------|------------------------------------|------------------------|---|--|-----------------|-----------------------------------|
| Club Number | Club Name | Charter Date | | Current Member Count | YTD Members Added | YTD Members Dropped | YTD Net Growth | YTD Net Growth% | Member Count 12 Months Ago | Avg. length of service for dropped members | Months Since Last MMR *** | Yrs. Since Last Officer Report | President Rotation | Vice President Reported **** | Months Since Last Activity Report *** | Account Balance | Donations for current Fiscal Year |
| | | | Number of times on status quo within last two years | If below 15 members appears | | | | If net loss is greater than 20% appears | | | If no report in 3 months appears in | When more than one year appears in | Number of repeat terms | Notes the officers that do not have an active | If no report at 12 months appears in red | | |
| Exc Award (06/30/2024) | | | | | | | | | | | | | | | | | |
| 109674 | ASUNCIÓN BARRIO SAN VICENTE | 11/11/2010 | Active(1) | 14 | 0 | 0 | 0 | 0.00% | 14 | | 13 | | None | P,S,T,M,VP SC | 24+ | 90+ Days | |
| 137065 | Asuncion Campo Grande | 03/13/2019 | Active | 6 | 2 | 17 | -15 | -71.43% | 21 | 6 | 0 | | None | P,S,T,M,VP SC | 5 | 90+ Days | |
| 149744 | Asunción Cruzada de la Hermandad | 03/01/2022 | Active(1) | 6 | 5 | 2 | 3 | 100.00% | 3 | 0 | 0 | | | P,S,T,M,VP SC | 8 | | |
| 110505 | ASUNCION DE LOS ANGELES | 03/04/2011 | Active | 17 | 0 | 0 | 0 | 0.00% | 17 | | 13 | | | P,S,T,M,VP SC | 9 | 90+ Days | |
| Exc Award (06/30/2016) | | | | | | | | | | | | | | | | | |
| 42082 | ASUNCION ITA PYTA PUNTA | 12/01/1982 | Active | 18 | 1 | 6 | -5 | -21.74% | 23 | 16 | 0 | | | P,S,T,M,VP SC | 1 | 90+ Days | \$1,000.00 |
| Exc Award (06/30/2016, 06/30/2018, 06/30/20) | | | | | | | | | | | | | | | | | |
| 124446 | Asuncion Loma Pyta | 03/31/2015 | Active | 20 | 0 | 2 | -2 | -9.09% | 22 | 3 | 3 | | | P,S,T,M,VP SC | 0 | | \$80.00 |
| Exc Award (06/30/2020, 06/30/2023, 06/30/20) | | | | | | | | | | | | | | | | | |
| 134424 | Asunción Mariscal Francisco Solano López del Centenario | 05/10/2018 | Active | 28 | 3 | 5 | -2 | -6.67% | 30 | 3 | 0 | | | P,S,T,M,VP SC | 0 | | \$1,000.00 |
| 97844 | ASUNCION METROPOLITANO | 10/19/2006 | Active | 84 | 8 | 11 | -3 | -3.45% | 87 | 4 | 0 | | | P,S,T,M,VP SC | 0 | | \$2,237.00 |
| Exc Award (06/30/2017, 06/30/2018, 06/30/20) | | | | | | | | | | | | | | | | | |
| 35761 | ASUNCION NAZARETH | 06/09/1978 | Active | 43 | 2 | 0 | 2 | 4.88% | 41 | | 2 | | | P,S,T,M,VP SC | 0 | | \$1,190.00 |
| Exc Award (06/30/2016, 06/30/2017, 06/30/20) | | | | | | | | | | | | | | | | | |
| 144522 | Asunción Odontólogos Del Paraguay | 12/29/2020 | Active | 16 | 1 | 5 | -4 | -20.00% | 20 | 4 | 0 | | 2 | P,S,T,M,VP SC | 0 | | |
| 122468 | Asuncion Sajonia | 06/13/2014 | Active | 21 | 0 | 3 | -3 | -12.50% | 24 | 8 | 11 | | | P,S,T,M,VP SC | 0 | | \$183.00 |
| Exc Award (06/30/2022, 06/30/2023, 06/30/20) | | | | | | | | | | | | | | | | | |
| 31461 | ASUNCION SAN RAFAEL | 12/11/1975 | Active | 12 | 0 | 0 | 0 | 0.00% | 12 | | 0 | | None | P,S,T,M,VP SC | 24+ | 90+ Days | |
| 119570 | Asuncion Santa Monica | 06/10/2013 | Active | 13 | 5 | 0 | 5 | 62.50% | 8 | | 0 | | 3 | P,S,T,M,VP SC | 1 | | \$150.00 |
| Exc Award (06/30/2016, 06/30/2020) | | | | | | | | | | | | | | | | | |
| 118031 | ASUNCION-ROSA DORADA | 10/15/2012 | Active | 7 | 0 | 0 | 0 | 0.00% | 7 | | 1 | | 4 | P,S,T,M,VP SC | 6 | | |
| Exc Award (06/30/2016) | | | | | | | | | | | | | | | | | |
| 40244 | BARRIO SANTO DOMINGO | 07/24/1981 | Active(1) | 11 | 0 | 4 | -4 | -26.67% | 15 | 2 | 4 | | 5 | P,S,T,M,VP SC | 11 | 90+ Days | |
| Exc Award (06/30/2016) | | | | | | | | | | | | | | | | | |
| 122569 | Benjamin Aceval | 06/20/2014 | Active | 36 | 2 | 3 | -1 | -2.70% | 37 | 2 | 0 | | | P,S,T,M,VP SC | 3 | | |
| Exc Award (06/30/2023, 06/30/2024) | | | | | | | | | | | | | | | | | |



Club Health Assessment for District M 1 through June 2025

| | | | Status | Membership | | | | | | | Reports | | | | | Finance | | LCIF |
|---|--|--------------|---|-----------------------------|-------------------|---------------------|----------------|---|----------------------------|--|-------------------------------------|------------------------------------|------------------------|---|--|-----------------|-----------------------------------|------|
| Club Number | Club Name | Charter Date | | Current Member Count | YTD Members Added | YTD Members Dropped | YTD Net Growth | YTD Net Growth% | Member Count 12 Months Ago | Avg. length of service for dropped members | Months Since Last MMR *** | Yrs. Since Last Officer Report | President Rotation | Vice President Reported **** | Months Since Last Activity Report *** | Account Balance | Donations for current Fiscal Year | |
| | | | Number of times on status quo within last two years | If below 15 members appears | | | | If net loss is greater than 20% appears | | | If no report in 3 months appears in | When more than one year appears in | Number of repeat terms | Notes the officers that do not have an active | If no report at 12 months appears in red | | | |
| 151156 | Caazapá Universitario | 06/23/2022 | Active | 9 | 0 | 0 | 0 | 0.00% | 9 | | 12 | | | P,S,T,M,VP SC | N/R | 90+ Days | | |
| 132065 | Carapegua | 06/30/2017 | Active | 14 | 4 | 2 | 2 | 16.67% | 12 | 7 | 6 | | 2 | P,S,T,M,VP SC | 9 | 90+ Days | | |
| 100487 | CIUDAD DE NARANJAL | 11/07/2007 | Active | 4 | 0 | 0 | 0 | 0.00% | 4 | | 43 | | None | P,S,T,M,VP SC | 4 | 90+ Days | | |
| 17619 | CIUDAD DEL ESTE | 09/08/1967 | Active | 99 | 11 | 1 | 10 | 11.24% | 89 | 1 | 0 | | | P,S,T,M,VP SC | 0 | | \$4,120.00 | |
| Exc Award (06/30/2016, 06/30/2018, 06/30/20 | | | | | | | | | | | | | | | | | | |
| 150210 | Ciudad del Este - Candido Wilson Alderete | 03/15/2022 | Active | 69 | 2 | 0 | 2 | 2.99% | 67 | | 0 | | | P,S,T,M,VP SC | 1 | | \$4,630.00 | |
| Exc Award (06/30/2023, 06/30/2024) | | | | | | | | | | | | | | | | | | |
| 150737 | Ciudad del Este Santa Clara | 05/24/2022 | Active | 16 | 0 | 0 | 0 | 0.00% | 16 | | 11 | | | P,S,T,M,VP SC | 22 | 90+ Days | | |
| 17602 | CORONEL BOGADO | 11/18/1962 | Active | 61 | 7 | 4 | 3 | 5.17% | 58 | 36 | 0 | | | P,S,T,M,VP SC | 1 | | \$1,000.00 | |
| Exc Award (06/30/2016, 06/30/2023, 06/30/20 | | | | | | | | | | | | | | | | | | |
| 17601 | CORONEL OVIEDO | 10/24/1957 | Active | 20 | 4 | 18 | -14 | -41.18% | 34 | 4 | 0 | | | P,S,T,M,VP SC | 11 | | | |
| Exc Award (06/30/2021) | | | | | | | | | | | | | | | | | | |
| 17603 | ENCARNACION | 10/16/1957 | Active | 57 | 6 | 5 | 1 | 1.79% | 56 | 9 | 0 | | | P,S,T,M,VP SC | 0 | | \$1,000.00 | |
| Exc Award (06/30/2018, 06/30/2019, 06/30/20 | | | | | | | | | | | | | | | | | | |
| 148846 | Encarnacion San Roque Especializado en Cuidado | 11/04/2021 | Active | 16 | 0 | 7 | -7 | -30.43% | 23 | 3 | 6 | | | P,S,T,M,VP SC | 3 | | | |
| 17605 | FERNANDO DE LA MORA | 01/24/1964 | Active | 57 | 9 | 7 | 2 | 3.64% | 55 | 10 | 0 | | | P,S,T,M,VP SC | 9 | | | |
| Exc Award (06/30/2016, 06/30/2017, 06/30/20 | | | | | | | | | | | | | | | | | | |
| 146952 | Fernando De La Mora - Colibrí | 06/24/2021 | Active | 5 | 3 | 0 | 3 | 150.00% | 2 | | 2 | | 4 | P,S,T,M,VP SC | 3 | | | |
| 130858 | Fernando de la Mora - Santa Teresa | 06/22/2017 | Active | 11 | 1 | 0 | 1 | 10.00% | 10 | | 1 | | | P,S,T,M,VP SC | 0 | | | |
| 141587 | Fernando de la Mora Jazmin Paraguay | 06/20/2020 | Cancelled(8*) | 0 | 3 | 6 | -3 | -100.00% | 3 | 3 | 3 | | None | P,S,T,M,VP SC | 17 | 90+ Days | | |
| 144822 | Fernando de la Mora Reseda | 12/31/2020 | Active | 6 | 5 | 1 | 4 | 200.00% | 2 | 0 | 0 | | 4 | P,S,T,M,VP SC | 3 | | | |
| 119755 | Fernando de la Mora Tajy Poty | 06/25/2013 | Active | 25 | 9 | 7 | 2 | 8.70% | 23 | 6 | 5 | | | P,S,T,M,VP SC | 1 | | | |
| Exc Award (06/30/2016) | | | | | | | | | | | | | | | | | | |
| 151304 | Fram Apere-A | 06/22/2022 | Cancelled(8*) | 0 | 0 | 23 | -23 | -100.00% | 23 | 3 | 6 | 2 | None | P,S,T,M,VP SC | N/A | 90+ Days | | |
| 128002 | General Delgado del Centenario | 06/20/2016 | Active | 21 | 0 | 7 | -7 | -25.00% | 28 | 4 | 0 | | | P,S,T,M,VP SC | 1 | 90+ Days | | |
| Exc Award (06/30/2018, 06/30/2019, 06/30/20 | | | | | | | | | | | | | | | | | | |



Club Health Assessment for District M 1 through June 2025

| | | | Status | Membership | | | | | | | Reports | | | | | Finance | LCIF |
|-------------|---|--------------|---|-----------------------------|-------------------|---------------------|----------------|---|----------------------------|--|-------------------------------------|------------------------------------|------------------------|--|---------------------------------------|-----------------|-----------------------------------|
| Club Number | Club Name | Charter Date | | Current Member Count | YTD Members Added | YTD Members Dropped | YTD Net Growth | YTD Net Growth% | Member Count 12 Months Ago | Avg. length of service for dropped members | Months Since Last MMR *** | Yrs. Since Last Officer Report | President Rotation | Vice President Reported **** | Months Since Last Activity Report *** | Account Balance | Donations for current Fiscal Year |
| | | | Number of times on status quo within last two years | If below 15 members appears | | | | If net loss is greater than 20% appears | | | If no report in 3 months appears in | When more than one year appears in | Number of repeat terms | Notes the officers that do not have appears in an active | If no report at 12 months red | | |
| 136382 | Hernandarias Itaipú del Centenario Exc Award (06/30/2019, 06/30/2020, 06/30/20 | 09/11/2018 | Active | 7 | 0 | 7 | -7 | -50.00% | 14 | 4 | 6 | | 2 | P,S,T,M,VP SC | 15 | | |
| 140216 | Juan Leon Mallorquin | 12/18/2019 | Active | 15 | 0 | 0 | 0 | 0.00% | 15 | | 12 | | | P,S,T,M,VP SC | 8 | | |
| 144787 | La Colmena | 12/31/2020 | Active | 3 | 0 | 0 | 0 | 0.00% | 3 | | 19 | | | P,S,T,M,VP SC | 8 | | |
| 17606 | LAMBARE Exc Award (06/30/2016) | 10/09/1969 | Active | 23 | 3 | 10 | -7 | -23.33% | 30 | 10 | 0 | | | P,S,T,M,VP SC | 0 | | |
| 55129 | MARIANO ROQUE ALONSO Exc Award (06/30/2016, 06/30/2017, 06/30/20 | 12/15/1993 | Active | 23 | 2 | 5 | -3 | -11.54% | 26 | 8 | 0 | | | P,S,T,M,VP SC | 0 | | |
| 124643 | Mbocayaty del Yhaguy Hijos Residentes-Paraiso Neminby | 04/28/2015 | Active | 8 | 0 | 8 | -8 | -50.00% | 16 | 6 | 0 | | 2 | P,S,T,M,VP SC | 19 | 90+ Days | |
| 141625 | Ñemby Mburucuja Poty | 06/16/2020 | Active | 10 | 4 | 0 | 4 | 66.67% | 6 | | 0 | | | P,S,T,M,VP SC | 1 | | \$1,000.00 |
| 139959 | Pilar La Heroica Exc Award (06/30/2024) | 10/16/2019 | Active | 13 | 3 | 2 | 1 | 8.33% | 12 | 5 | 0 | | None | P,S,T,M,VP SC | 0 | 90+ Days | |
| 143486 | Remansito Bajo Chaco Exc Award (06/30/2024) | 11/03/2020 | Active | 28 | 1 | 1 | 0 | 0.00% | 28 | 1 | 1 | | | P,S,T,M,VP SC | 1 | | |
| 150782 | San Cosme y Damián | 05/16/2022 | Active | 16 | 1 | 7 | -6 | -27.27% | 22 | 3 | 3 | | | P,S,T,M,VP SC | 4 | 90+ Days | |
| 120491 | San Ignacio Guasu | 10/07/2013 | Active(1) | 22 | 0 | 0 | 0 | 0.00% | 22 | | 0 | | None | P,S,T,M,VP SC | 24+ | | |
| 143006 | San Juan Bautista Misiones | 10/19/2020 | Active | 8 | 1 | 7 | -6 | -42.86% | 14 | 4 | 0 | | None | P,S,T,M,VP SC | 5 | | |
| 148558 | San Lorenzo Comunicadores San Francisco | 10/18/2021 | Active | 16 | 11 | 0 | 11 | 220.00% | 5 | | 1 | | | P,S,T,M,VP SC | 0 | | |
| 68711 | SANTA RITA DEL MONDAY | 04/17/2003 | Active | 39 | 6 | 2 | 4 | 11.43% | 35 | 4 | 0 | | | P,S,T,M,VP SC | 3 | | \$1,000.00 |
| 33098 | SANTIAGO | 12/03/1976 | Active(1) | 19 | 0 | 0 | 0 | 0.00% | 19 | | 1 | | | P,S,T,M,VP SC | 4 | | |
| 17612 | SANTISIMA TRINIDAD Exc Award (06/30/2016, 06/30/2022) | 05/10/1967 | Active | 24 | 0 | 4 | -4 | -14.29% | 28 | 11 | 0 | | | P,S,T,M,VP SC | 0 | | |
| 145967 | TACURUTY VILLETA Exc Award (06/30/2023, 06/30/2024) | 04/29/2021 | Active | 13 | 1 | 0 | 1 | 8.33% | 12 | | 1 | | 2 | P,S,T,M,VP SC | 1 | | \$120.00 |
| 146514 | Villa Elisa | 06/15/2021 | Active | 6 | 0 | 0 | 0 | 0.00% | 6 | | 1 | | | P,S,T,M,VP SC | N/A | 90+ Days | |
| 42981 | VILLA HAYES Exc Award (06/30/2024) | 08/22/1983 | Active | 49 | 10 | 6 | 4 | 8.89% | 45 | 2 | 0 | | | P,S,T,M,VP SC | 0 | | \$2,000.00 |



Club Health Assessment for District M 1 through June 2025

| Club Number | Club Name | Charter Date | Status | Membership | | | | | | | Reports | | | | | Finance | LCIF |
|-------------|--|--------------|---|-----------------------------|-------------------|---------------------|----------------|---|----------------------------|--|-------------------------------------|------------------------------------|------------------------|---|--|-----------------|-----------------------------------|
| | | | | Current Member Count | YTD Members Added | YTD Members Dropped | YTD Net Growth | YTD Net Growth% | Member Count 12 Months Ago | Avg. length of service for dropped members | Months Since Last MMR *** | Yrs. Since Last Officer Report | President Rotation | Vice President Reported **** | Months Since Last Activity Report *** | Account Balance | Donations for current Fiscal Year |
| | | | Number of times on status quo within last two years | If below 15 members appears | | | | If net loss is greater than 20% appears | | | If no report in 3 months appears in | When more than one year appears in | Number of repeat terms | Notes the officers that do not have an active | If no report at 12 months appears in red | | |
| 17621 | VILLARRICA | 12/17/1955 | Active | 40 | 0 | 3 | -3 | -6.98% | 43 | 19 | 1 | | | P,S,T,M,VP SC | 0 | | |
| | Exc Award (06/30/2016, 06/30/2020) | | | | | | | | | | | | | | | | |
| 119046 | YAGUARON | 03/27/2013 | Active | 19 | 0 | 5 | -5 | -20.83% | 24 | 8 | 0 | | | P,S,T,M,VP SC | 1 | | \$2,000.00 |
| | Exc Award (06/30/2018, 06/30/2019, 06/30/2020) | | | | | | | | | | | | | | | | |
| 142868 | Ybycui | 09/17/2020 | Active(1) | 11 | 1 | 1 | 0 | 0.00% | 11 | 4 | 4 | | | P,S,T,M,VP SC | 8 | 90+ Days | |
| 64968 | YCUA BOLANOS CAAZAPA | 02/06/2002 | Active | 20 | 0 | 2 | -2 | -9.09% | 22 | 10 | 6 | | 2 | P,S,T,M,VP SC | 24+ | 90+ Days | \$1,000.00 |
| 146883 | Ypane | 06/21/2021 | Active | 7 | 1 | 5 | -4 | -36.36% | 11 | 2 | 6 | | 2 | P,S,T,M,VP SC | N/A | | |

Clubs Cancelled Previous Fiscal Year – Clubs Cancelled within last 12 months may be reinstated

| Club Number | Club Name | Charter Date | Current Status* | Cancellation Date |
|-------------|------------------------------|--------------|-----------------|-------------------|
| 154604 | Asuncion Don Emilio Pineda | 05/31/2023 | Cancelled(8*) | 06/29/2024 |
| 140446 | Asuncion Ladies ExA Comercio | 01/08/2020 | Cancelled(6*) | 07/29/2023 |

| Current Total Clubs Count | YTD New Clubs Count | YTD Cancelled Clubs Count | YTD Net Club Gain | Current Total Members Count | YTD Add | YTD Drop | YTD Net Growth | YTD Net Growth % | Member Count 12 Months Ago | Average Member Count Per Club | % of Clubs with less than 20 members | % No MMR in 3 Months | % No Officer Report in 12 Months | % of Clubs with balance 90+ days | Number of Clubs in Status Quo | % Status Quo Clubs in Financial Suspension | Number of Cancelled Clubs | Average Cancelled Club Age | Members Lost Due to Cancellation | % of Clubs Cancelled for Non-Financial Reasons |
|---------------------------|---------------------|---------------------------|-------------------|-----------------------------|---------|----------|----------------|------------------|----------------------------|-------------------------------|--------------------------------------|----------------------|----------------------------------|----------------------------------|-------------------------------|--|---------------------------|----------------------------|----------------------------------|--|
| 74 | 8 | 2 | 6 | 1,669 | 461 | 327 | 134 | 8.73% | 1,535 | 23 | 54% | 32% | 0% | 27% | 0 | 0% | 2 | 6 | 29 | -50% |

* - P - Priority Club. Cancellation Reasons: 1-Objectives/conduct, 2-Non-active club, 5-Non-existing club, 6-Disbanding, 7-Merger, 8-Financial Suspension, 9-District/Multiple District Dues.

** - Abbreviation: P-President, S-Secretary, T-Treasurer, M-Member Chairperson, VP-First Vice President, MC-Communications Chairperson, SC-Service Chairperson

*** - Abbreviation: N/R - Never reported using the Lions Clubs website, N/A - Not applicable, No password registered for the Lions Clubs website.

**** - Abbreviation: N - New, IP - Immediate Past, R - Repeat.



Club Health Assessment for District M 2 through June 2025

| | | | Status | Membership | | | | | | | Reports | | | | | Finance | | LCIF |
|-------------------------------|---|--------------|---|-----------------------------|-------------------|---------------------|----------------|-----------------|---|--|---------------------------|-------------------------------------|------------------------------------|------------------------------|---|--|-----------------------------------|------|
| Club Number | Club Name | Charter Date | | Current Member Count | YTD Members Added | YTD Members Dropped | YTD Net Growth | YTD Net Growth% | Member Count 12 Months Ago | Avg. length of service for dropped members | Months Since Last MMR *** | Yrs. Since Last Officer Report | President Rotation | Vice President Reported **** | Months Since Last Activity Report *** | Account Balance | Donations for current Fiscal Year | |
| | | | Number of times on status quo within last two years | If below 15 members appears | | | | | If net loss is greater than 20% appears | | | If no report in 3 months appears in | When more than one year appears in | Number of repeat terms | Notes the officers that do not have an active | If no report at 12 months appears in red | | |
| Clubs less than two years old | | | | | | | | | | | | | | | | | | |
| 178967 | Capiata Ruta 1 | 09/30/2024 | Active | 31 | 32 | 1 | 31 | 100.00% | 0 | 0 | 0 | | | P,S,T,M,VP SC | 0 | | | |
| 180130 | Capitan José Matias Bado Chaco'i | 12/23/2024 | Active | 20 | 21 | 1 | 20 | 100.00% | 0 | 0 | 0 | | | P,S,T,M,VP SC | 1 | | | |
| 180194 | Ciudad del Este Unión y Solidaridad | 01/24/2025 | Active | 32 | 36 | 4 | 32 | 100.00% | 0 | 3 | 0 | | | P,S,T,M,VP SC | 0 | | | |
| 182749 | Itá | 06/16/2025 | Newly Chartered | 34 | 34 | 0 | 34 | 100.00% | 0 | | 0 | | | P,S,T,M,VP SC | N/A | | | |
| 178922 | Itaugua | 10/01/2024 | Active | 33 | 33 | 0 | 33 | 100.00% | 0 | | 0 | | | P,S,T,M,VP SC | 7 | | | |
| 171338 | PUERTO CASADO ALTO PARAGUAY | 05/20/2024 | Cancelled(8*) | 0 | 7 | 30 | -23 | -100.00% | 23 | 1 | 0 | | None | P,S,T,M,VP SC | N/R | 90+ Days | | |
| 181246 | San Pedro del Ycuamandyyú | 03/05/2025 | Active | 31 | 31 | 0 | 31 | 100.00% | 0 | | 3 | | | P,S,T,M,VP SC | 0 | | | |
| 178923 | Villa Elisa Fraternos | 09/27/2024 | Active | 28 | 28 | 0 | 28 | 100.00% | 0 | | 0 | | | P,S,T,M,VP SC | 0 | 90+ Days | | |
| 179815 | Yataity del Norte | 12/03/2024 | Active | 24 | 24 | 0 | 24 | 100.00% | 0 | | 0 | | | P,S,T,M,VP SC | 0 | | | |
| Clubs more than two years old | | | | | | | | | | | | | | | | | | |
| 67401 | ARROYOS Y ESTEROS Exc Award (06/30/2018, 06/30/2021) | 03/04/2003 | Active | 30 | 3 | 1 | 2 | 7.14% | 28 | 0 | 10 | | | P,S,T,M,VP SC | 1 | | | |
| 17579 | ASUNCION BARRIO LA ENCARNACION Exc Award (06/30/2018, 06/30/2024) | 11/11/1963 | Active | 28 | 13 | 18 | -5 | -15.15% | 33 | 10 | 5 | | 2 | P,S,T,M,VP SC | 0 | | | |
| 17585 | ASUNCION BARRIO OBRERO Exc Award (06/30/2018) | 07/29/1956 | Active | 0 | 0 | 4 | -4 | -100.00% | 4 | 22 | 0 | | None | P,S,T,M,VP SC | 24+ | | | |
| 17581 | ASUNCION BARRIO SAN ANTONIO Exc Award (06/30/2018, 06/30/2024) | 11/23/1963 | Active | 36 | 12 | 10 | 2 | 5.88% | 34 | 4 | 0 | | | P,S,T,M,VP SC | 0 | | \$2,290.00 | |
| 17589 | ASUNCION BARRIO TACUMBU Exc Award (06/30/2018, 06/30/2021, 06/30/2024) | 07/31/1963 | Active | 40 | 7 | 5 | 2 | 5.26% | 38 | 20 | 0 | | 2 | P,S,T,M,VP SC | 0 | | | |
| 17590 | ASUNCION BARRIO VISTA ALEGRE Exc Award (06/30/2021) | 07/24/1963 | Active | 28 | 1 | 0 | 1 | 3.70% | 27 | | 9 | | | P,S,T,M,VP SC | 0 | | | |
| 17575 | ASUNCION BC ANTONIO LOPEZ | 07/24/1963 | Active | 40 | 4 | 2 | 2 | 5.26% | 38 | 3 | 2 | | | P,S,T,M,VP SC | 1 | | | |



Club Health Assessment for District M 2 through June 2025

| | | | Status | Membership | | | | | | | Reports | | | | | Finance | LCIF | |
|--|-------------------------------------|--------------|---|-----------------------------|-------------------|---------------------|----------------|-----------------|---|--|---------------------------|-------------------------------------|------------------------------------|------------------------------|---|--|-----------------------------------|--|
| Club Number | Club Name | Charter Date | | Current Member Count | YTD Members Added | YTD Members Dropped | YTD Net Growth | YTD Net Growth% | Member Count 12 Months Ago | Avg. length of service for dropped members | Months Since Last MMR *** | Yrs. Since Last Officer Report | President Rotation | Vice President Reported **** | Months Since Last Activity Report *** | Account Balance | Donations for current Fiscal Year | |
| | | | Number of times on status quo within last two years | If below 15 members appears | | | | | If net loss is greater than 20% appears | | | If no report in 3 months appears in | When more than one year appears in | Number of repeat terms | Notes the officers that do not have an active | If no report at 12 months appears in red | | |
| Exc Award (06/30/2019, 06/30/2021) | | | | | | | | | | | | | | | | | | |
| 17584 | ASUNCION CIUDAD NUEVA | 10/07/1955 | Active | 12 | 0 | 0 | 0 | 0.00% | 12 | | 21 | | | P,S,T,M,VP SC | 2 | 90+ Days | | |
| Exc Award (06/30/2021) | | | | | | | | | | | | | | | | | | |
| 143043 | Asuncion Defensa Animal Y Ambiental | 10/21/2020 | Active | 20 | 0 | 1 | -1 | -4.76% | 21 | 4 | 1 | | 4 | P,S,T,M,VP SC | 8 | | | |
| 17588 | ASUNCION GENERAL BERNARDINE | 03/19/1961 | Active | 43 | 11 | 6 | 5 | 13.16% | 38 | 3 | 3 | | 2 | P,S,T,M,VP SC | 3 | | \$1,000.00 | |
| Exc Award (06/30/2017, 06/30/2018, 06/30/20) | | | | | | | | | | | | | | | | | | |
| 17577 | ASUNCION KAAGUY RORY | 03/22/1972 | Active | 58 | 6 | 5 | 1 | 1.75% | 57 | 13 | 0 | | 2 | P,S,T,M,VP SC | 1 | | | |
| Exc Award (06/30/2017, 06/30/2019, 06/30/20) | | | | | | | | | | | | | | | | | | |
| 145548 | Asuncion Lady Guarani | 03/12/2021 | Active | 16 | 10 | 9 | 1 | 6.67% | 15 | 3 | 0 | | | P,S,T,M,VP SC | 1 | | | |
| Exc Award (06/30/2024) | | | | | | | | | | | | | | | | | | |
| 56289 | ASUNCION MCAL JOSE F ESTIGARRIBIA | 11/29/1994 | Active(2) | 10 | 0 | 1 | -1 | -9.09% | 11 | 6 | 3 | 2 | None | P,S,T,M,VP SC | 24+ | | | |
| 17595 | ASUNCION SAN ALFONSO | 11/19/1968 | Active | 10 | 1 | 0 | 1 | 11.11% | 9 | | 0 | | 3 | P,S,T,M,VP SC | 3 | | | |
| Exc Award (06/30/2019, 06/30/2021) | | | | | | | | | | | | | | | | | | |
| 17591 | ASUNCION VILLA MORRA | 04/22/1957 | Active | 43 | 7 | 4 | 3 | 7.50% | 40 | 6 | 0 | | 2 | P,S,T,M,VP SC | 0 | | \$100.00 | |
| Exc Award (06/30/2018, 06/30/2019, 06/30/20) | | | | | | | | | | | | | | | | | | |
| 30162 | CAAGUAZU | 01/29/1975 | Active | 71 | 13 | 0 | 13 | 22.41% | 58 | | 10 | | | P,S,T,M,VP SC | 1 | | \$2,000.00 | |
| Exc Award (06/30/2018, 06/30/2023) | | | | | | | | | | | | | | | | | | |
| 33955 | CAPIATA | 05/24/1977 | Active | 125 | 31 | 16 | 15 | 13.64% | 110 | 6 | 0 | | 3 | P,S,T,M,VP SC | 0 | | \$2,000.00 | |
| Exc Award (06/30/2018) | | | | | | | | | | | | | | | | | | |
| 110824 | CARAGUATAY UNIDOS | 04/25/2011 | Active | 14 | 0 | 0 | 0 | 0.00% | 14 | | 0 | | 11 | P,S,T,M,VP SC | 19 | | | |
| 121576 | CHORE | 03/13/2014 | Active | 13 | 4 | 2 | 2 | 18.18% | 11 | 9 | 0 | | | P,S,T,M,VP SC | 0 | | \$1,000.00 | |
| 138725 | Ciudad del Este Tres Fronteras | 06/30/2019 | Active | 29 | 2 | 12 | -10 | -25.64% | 39 | 2 | 0 | | | P,S,T,M,VP SC | 2 | | | |
| Exc Award (06/30/2021, 06/30/2024) | | | | | | | | | | | | | | | | | | |
| 17600 | CONCEPCION | 10/11/1959 | Active | 41 | 3 | 0 | 3 | 7.89% | 38 | | 0 | | | P,S,T,M,VP SC | 8 | | \$1,000.00 | |
| Exc Award (06/30/2021, 06/30/2024) | | | | | | | | | | | | | | | | | | |
| 55554 | CONCEPCION AGUSTIN FERNANDO DP | 04/15/1994 | Active | 45 | 10 | 4 | 6 | 15.38% | 39 | 6 | 0 | | N | S,SC | 0 | | \$2,000.00 | |
| Exc Award (06/30/2018, 06/30/2022, 06/30/20) | | | | | | | | | | | | | | | | | | |



Club Health Assessment for District M 2 through June 2025

| | | | Status | Membership | | | | | | | Reports | | | | | Finance | | LCIF |
|-------------|---|--------------|---|-----------------------------|-------------------|---------------------|----------------|---|----------------------------|--|-------------------------------------|------------------------------------|------------------------|---|--|-----------------|-----------------------------------|------|
| Club Number | Club Name | Charter Date | | Current Member Count | YTD Members Added | YTD Members Dropped | YTD Net Growth | YTD Net Growth% | Member Count 12 Months Ago | Avg. length of service for dropped members | Months Since Last MMR *** | Yrs. Since Last Officer Report | President Rotation | Vice President Reported **** | Months Since Last Activity Report *** | Account Balance | Donations for current Fiscal Year | |
| | | | Number of times on status quo within last two years | If below 15 members appears | | | | If net loss is greater than 20% appears | | | If no report in 3 months appears in | When more than one year appears in | Number of repeat terms | Notes the officers that do not have an active | If no report at 12 months appears in red | | | |
| 117251 | FILADELFIA CHACO CENTRAL Exc Award (06/30/2018, 06/30/2021) | 06/20/2012 | P- Active | 30 | 5 | 10 | -5 | -14.29% | 35 | 4 | 0 | | | P,S,T,M,VP SC | 0 | | \$3,000.00 | |
| 133281 | Gral Elizardo Aquino del Centenario | 12/19/2017 | Active | 11 | 2 | 1 | 1 | 10.00% | 10 | 3 | 0 | | 2 | P,S,T,M,VP SC | 3 | | | |
| 35762 | HERNANDARIAS | 06/22/1978 | P- Active | 20 | 9 | 9 | 0 | 0.00% | 20 | 9 | 0 | | 4 | P,S,T,M,VP SC | 2 | | | |
| 31037 | HORQUETA Exc Award (06/30/2018) | 06/30/1975 | Active | 26 | 1 | 3 | -2 | -7.14% | 28 | 24 | 6 | | | P,S,T,M,VP SC | 24+ | | \$1,000.00 | |
| 123772 | Itacurubi del Rosario Exc Award (06/30/2018) | 12/08/2014 | Active | 20 | 0 | 3 | -3 | -13.04% | 23 | 4 | 7 | | 2 | P,S,T,M,VP SC | 4 | | | |
| 84060 | KATUETE Exc Award (06/30/2018) | 08/17/2004 | Active | 21 | 10 | 1 | 9 | 75.00% | 12 | 2 | 0 | | | P,S,T,M,VP SC | 2 | | \$1,000.00 | |
| 137750 | Limpio Exc Award (06/30/2021, 06/30/2022) | 04/01/2019 | Active | 51 | 6 | 0 | 6 | 13.33% | 45 | | 0 | | | P,S,T,M,VP SC | 1 | | \$1,000.00 | |
| 154202 | Limpio Karanday Poty | 05/09/2023 | Cancelled(6*) | 0 | 0 | 0 | 0 | 0.00% | 0 | | 11 | | 3 | P,S,T,M,VP SC | 15 | | | |
| 62406 | LIMPIO PIQUETE CUE Exc Award (06/30/2018) | 10/08/1999 | Active | 25 | 3 | 1 | 2 | 8.70% | 23 | 25 | 0 | | 2 | P,S,T,M,VP SC | 1 | | | |
| 17607 | LUQUE Exc Award (06/30/2012, 06/30/2018, 06/30/20) | 06/06/1965 | Active | 48 | 8 | 4 | 4 | 9.09% | 44 | 18 | 0 | | | P,S,T,M,VP SC | 0 | | \$3,040.00 | |
| 58704 | MARIANO R ALONSO SAN JORGE | 09/17/1996 | Active | 3 | 0 | 0 | 0 | 0.00% | 3 | | 13 | | | P,S,T,M,VP SC | 15 | | | |
| 17614 | PEDRO JUAN CABALLERO | 02/16/1969 | Active | 13 | 7 | 14 | -7 | -35.00% | 20 | 12 | 0 | | | P,S,T,M,VP SC | 1 | | | |
| 151366 | Pitiantuta Fernando De La Mora | 06/20/2022 | Active | 19 | 1 | 4 | -3 | -13.64% | 22 | 2 | 0 | | | P,S,T,M,VP SC | 2 | | | |
| 43237 | PRESIDENTE FRANCO Exc Award (06/30/2018, 06/30/2020, 06/30/20) | 12/07/1983 | Active | 35 | 6 | 4 | 2 | 6.06% | 32 | 3 | 0 | | | P,S,T,M,VP SC | 0 | | \$1,000.00 | |
| 47216 | SALTO DEL GUAIRA Exc Award (06/30/2019, 06/30/2021, 06/30/20) | 04/07/1987 | Active | 79 | 7 | 5 | 2 | 2.60% | 77 | 2 | 0 | | | P,S,T,M,VP SC | 0 | | \$5,000.00 | |
| 35195 | SAN ESTANISLAO Exc Award (06/30/2018, 06/30/2021, 06/30/20) | 03/09/1978 | Active | 52 | 10 | 1 | 9 | 20.93% | 43 | 42 | 0 | | | P,S,T,M,VP SC | 0 | | \$2,000.00 | |
| 96461 | SAN ISIDRO LABRADOR DE CURUGUATY | 03/09/2006 | Active | 20 | 4 | 0 | 4 | 25.00% | 16 | | 0 | | | P,S,T,M,VP SC | 0 | | | |



Club Health Assessment for District M 2 through June 2025

| | | | Status | Membership | | | | | | | Reports | | | | | Finance | LCIF |
|-------------|------------------------------------|--------------|---|-----------------------------|-------------------|---------------------|----------------|---|----------------------------|--|----------------------------------|------------------------------------|------------------------|---|--|-----------------|-----------------------------------|
| Club Number | Club Name | Charter Date | | Current Member Count | YTD Members Added | YTD Members Dropped | YTD Net Growth | YTD Net Growth% | Member Count 12 Months Ago | Avg. length of service for dropped members | Months Since Last MMR *** | Yrs. Since Last Officer Report | President Rotation | Vice President Reported **** | Months Since Last Activity Report *** | Account Balance | Donations for current Fiscal Year |
| | | | Number of times on status quo within last two years | If below 15 members appears | | | | If net loss is greater than 20% appears | | | If no report in 3 months appears | When more than one year appears in | Number of repeat terms | Notes the officers that do not have an active | If no report at 12 months appears in red | | |
| 17610 | SAN LORENZO | 10/10/1955 | Active | 65 | 0 | 1 | -1 | -1.52% | 66 | 4 | 7 | | | P,S,T,M,VP SC | 1 | | |
| | Exc Award (06/30/2018, 06/30/2022) | | | | | | | | | | | | | | | | |
| 139832 | Santa Rosa del Aguaray | 10/09/2019 | Active | 38 | 18 | 5 | 13 | 52.00% | 25 | 4 | 0 | | 3 | P,S,T,M,VP SC | 1 | | |

Clubs Cancelled Previous Fiscal Year – Clubs Cancelled within last 12 months may be reinstated

| Club Number | Club Name | Charter Date | Current Status* | Cancellation Date |
|-------------|---------------------------------|--------------|-----------------|-------------------|
| 153905 | Asunción Patricio Barrio Obrero | 04/11/2023 | Cancelled(8*) | 12/29/2023 |
| 151461 | Belén | 06/21/2022 | Cancelled(8*) | 02/29/2024 |
| 137676 | Tobati | 04/15/2019 | Cancelled(8*) | 06/29/2024 |

| Current Total Clubs Count | YTD New Clubs Count | YTD Cancelled Clubs Count | YTD Net Club Gain | Current Total Members Count | YTD Add | YTD Drop | YTD Net Growth | YTD Net Growth % | Member Count 12 Months Ago | Average Member Count Per Club | % of Clubs with less than 20 members | % No MMR in 3 Months | % No Officer Report in 12 Months | % of Clubs with balance 90+ days | Number of Clubs in Status Quo | % Status Quo Clubs in Financial Suspension | Number of Cancelled Clubs | Average Cancelled Club Age | Members Lost Due to Cancellation | % of Clubs Cancelled for Non-Financial Reasons |
|---------------------------|---------------------|---------------------------|-------------------|-----------------------------|---------|----------|----------------|------------------|----------------------------|-------------------------------|--------------------------------------|----------------------|----------------------------------|----------------------------------|-------------------------------|--|---------------------------|----------------------------|----------------------------------|--|
| 48 | 8 | 2 | 6 | 1,561 | 481 | 202 | 279 | 21.76% | 1,281 | 33 | 23% | 25% | 2% | 4% | 0 | 0% | 2 | 5 | 30 | -100% |

* - P - Priority Club. Cancellation Reasons: 1-Objectives/conduct, 2-Non-active club, 5-Non-existing club, 6-Disbanding, 7-Merger, 8-Financial Suspension, 9-District/Multiple District Dues.

** - Abbreviation: P-President, S-Secretary, T-Treasurer, M-Member Chairperson, VP-First Vice President, MC-Communications Chairperson, SC-Service Chairperson

*** - Abbreviation: N/R - Never reported using the Lions Clubs website, N/A - Not applicable, No password registered for the Lions Clubs website.

**** - Abbreviation: N - New, IP - Immediate Past, R - Repeat.



Club Health Assessment for District S 1 through June 2025

| | | | Status | Membership | | | | | | | Reports | | | | | Finance | | LCIF |
|--|-------------------------------------|--------------|---|-----------------------------|-------------------|---------------------|----------------|-----------------|---|--|---------------------------|-------------------------------------|------------------------------------|------------------------------|--|-------------------------------|-----------------------------------|------|
| Club Number | Club Name | Charter Date | | Current Member Count | YTD Members Added | YTD Members Dropped | YTD Net Growth | YTD Net Growth% | Member Count 12 Months Ago | Avg. length of service for dropped members | Months Since Last MMR *** | Yrs. Since Last Officer Report | President Rotation | Vice President Reported **** | Months Since Last Activity Report *** | Account Balance | Donations for current Fiscal Year | |
| | | | Number of times on status quo within last two years | If below 15 members appears | | | | | If net loss is greater than 20% appears | | | If no report in 3 months appears in | When more than one year appears in | Number of repeat terms | Notes the officers that do not have appears in an active | If no report at 12 months red | | |
| Clubs more than two years old | | | | | | | | | | | | | | | | | | |
| 88295 | GUAYARAMERIN BENI PERLA DEL MAMORE | 05/17/2005 | Active(1) | 14 | 0 | 0 | 0 | 0.00% | 14 | | 12 | | | P,S,T,M,VP SC | 24+ | | \$26.00 | |
| 18139 | LA PAZ | 10/15/1948 | Active(1) | 16 | 10 | 1 | 9 | 128.57% | 7 | 0 | 5 | | 2 | P,S,T,M,VP SC | 24+ | 90+ Days | \$20.00 | |
| 31628 | LA PAZ ALTO DE OBRAJES | 01/28/1976 | Active | 16 | 2 | 2 | 0 | 0.00% | 16 | 28 | 0 | | 2 | P,S,T,M,VP SC | 1 | | \$110.00 | |
| 143491 | La Paz Ayudarte El Carmen | 11/04/2020 | Active | 28 | 5 | 13 | -8 | -22.22% | 36 | 4 | 2 | | | P,S,T,M,VP SC | 2 | | \$20.00 | |
| 31268 | LA PAZ CRISTO REY | 10/08/1975 | Active(1) | 27 | 7 | 2 | 5 | 22.73% | 22 | 32 | 1 | | | P,S,T,M,VP SC | 3 | 90+ Days | \$100.00 | |
| Exc Award (06/30/2018, 06/30/2019, 06/30/2020) | | | | | | | | | | | | | | | | | | |
| 37636 | LA PAZ EL CARMEN | 10/22/1979 | Active(1) | 18 | 2 | 4 | -2 | -10.00% | 20 | 8 | 1 | | 2 | P,S,T,M,VP SC | 24+ | | \$86.00 | |
| 143886 | La Paz Embajadores de La Sonrisa | 12/13/2020 | Active(1) | 19 | 5 | 5 | 0 | 0.00% | 19 | 3 | 0 | | None | P,S,T,M,VP SC | 2 | | \$50.00 | |
| 97149 | LA PAZ GALENO | 05/17/2006 | Active(2) | 5 | 0 | 0 | 0 | 0.00% | 5 | | 16 | 1 | None | P,S,T,M,VP SC | 19 | 90+ Days | | |
| 30180 | LA PAZ IRPAVI | 01/21/1975 | Active(2) | 15 | 1 | 3 | -2 | -11.76% | 17 | 34 | 1 | | | P,S,T,M,VP SC | 2 | 90+ Days | \$20.00 | |
| Exc Award (06/30/2019) | | | | | | | | | | | | | | | | | | |
| 62733 | LA PAZ KANTUTA | 01/27/2000 | Active(3) | 8 | 1 | 1 | 0 | 0.00% | 8 | 16 | 0 | | None | P,S,T,M,VP SC | 24+ | | | |
| 54742 | LA PAZ LIBERTAD | 07/12/1993 | Active(1) | 21 | 2 | 2 | 0 | 0.00% | 21 | 6 | 1 | | | P,S,T,M,VP SC | 2 | | | |
| Exc Award (06/30/2017) | | | | | | | | | | | | | | | | | | |
| 18146 | LA PAZ MIRAFLORES | 10/27/1964 | Active(2) | 10 | 0 | 1 | -1 | -9.09% | 11 | 4 | 6 | | | P,S,T,M,VP SC | 24+ | 90+ Days | | |
| 30648 | LA PAZ MIRAFLORES CENTRO | 04/25/1975 | Active(1) | 21 | 0 | 1 | -1 | -4.55% | 22 | 7 | 0 | | | P,S,T,M,VP SC | 1 | | \$50.00 | |
| 130492 | La Paz Nuestra Señora de Copacabana | 03/22/2017 | Active(1) | 18 | 10 | 6 | 4 | 28.57% | 14 | 5 | 0 | | | P,S,T,M,VP SC | 3 | | \$90.00 | |
| 18140 | LA PAZ OBRAJES CALACOTO FLOR | 10/27/1960 | Active(1) | 21 | 6 | 2 | 4 | 23.53% | 17 | 22 | 0 | | | P,S,T,M,VP SC | 0 | | \$56.00 | |
| 52152 | LA PAZ ORO Y PURPURA | 11/14/1991 | Active(2) | 7 | 0 | 0 | 0 | 0.00% | 7 | | 12 | | | P,S,T,M,VP SC | 12 | 90+ Days | | |
| 116998 | LA PAZ-WARA | 06/01/2012 | Active(1) | 20 | 3 | 10 | -7 | -25.93% | 27 | 3 | 0 | | | P,S,T,M,VP SC | 1 | | \$26.00 | |
| 18149 | ORURO | 06/19/1949 | Active(4) | 10 | 0 | 0 | 0 | 0.00% | 10 | | 23 | 1 | None | P,S,T,M,VP SC | 24+ | 90+ Days | | |
| 18152 | SAN BORJA | 04/09/1973 | Active(1) | 12 | 0 | 1 | -1 | -7.69% | 13 | 12 | 6 | | 3 | P,S,T,M,VP SC | 18 | | | |
| 34861 | SEGUENCOMA L C | 12/14/1977 | Active | 10 | 0 | 6 | -6 | -37.50% | 16 | 7 | 0 | | 2 | P,S,T,M,VP SC | 13 | | | |



Club Health Assessment for District S 1 through June 2025

| Club Number | | | Club Name | | | Charter Date | | | Status | | | | | | Membership | | | | | | Reports | | | | | | Finance | | LCIF |
|---------------------------|---------------------|---------------------------|-------------------|-----------------------------|---------|--------------|----------------|------------------|---|-------------------------------|--------------------------------------|----------------------|---|----------------------------------|--|--|--------------------------------|----------------------------|------------------------------------|--|---|-----------------------------------|--|--|--|--|---------|--|------|
| | | | | | | | | | Current Member Count | YTD Members Added | YTD Members Dropped | YTD Net Growth | YTD Net Growth% | Member Count 12 Months Ago | Avg. length of service for dropped members | Months Since Last MMR *** | Yrs. Since Last Officer Report | President Rotation | Vice President Reported **** | Months Since Last Activity Report *** | Account Balance | Donations for current Fiscal Year | | | | | | | |
| | | | | | | | | | Number of times on status quo within last two years | If below 15 members appears | | | If net loss is greater than 20% appears | | | If no report in 3 months appears in | | | When more than one year appears in | Number of repeat terms | Notes the officers that do not have an active | | | If no report at 12 months appears in red | | | | | |
| Current Total Clubs Count | YTD New Clubs Count | YTD Cancelled Clubs Count | YTD Net Club Gain | Current Total Members Count | YTD Add | YTD Drop | YTD Net Growth | YTD Net Growth % | Member Count 12 Months Ago | Average Member Count Per Club | % of Clubs with less than 20 members | % No MMR in 3 Months | % No Officer Report in 12 Months | % of Clubs with balance 90+ days | Number of Clubs in Status Quo | % Status Quo Clubs in Financial Suspension | Number of Cancelled Clubs | Average Cancelled Club Age | Members Lost Due to Cancellation | % of Clubs Cancelled for Non-Financial Reasons | | | | | | | | | |
| 20 | 0 | 0 | 0 | 316 | 54 | 60 | -6 | -1.86% | 322 | 16 | 70% | 35% | 10% | 35% | 0 | 0% | 0 | 0 | 0 | 0% | | | | | | | | | |

* - P - Priority Club. Cancellation Reasons: 1-Objectives/conduct, 2-Non-active club, 5-Non-existing club, 6-Disbanding, 7-Merger, 8-Financial Suspension, 9-District/Multiple District Dues.

** - Abbreviation: P-President, S-Secretary, T-Treasurer, M-Member Chairperson, VP-First Vice President, MC-Communications Chairperson, SC-Service Chairperson

*** - Abbreviation: N/R - Never reported using the Lions Clubs website, N/A - Not applicable, No password registered for the Lions Clubs website.

**** - Abbreviation: N - New, IP - Immediate Past, R - Repeat.



Club Health Assessment for District S 2 through June 2025

| | | | Status | Membership | | | | | | | Reports | | | | | Finance | LCIF |
|-------------------------------|---|--------------|---|-----------------------------|---|---------------------|----------------|-----------------|----------------------------|--|-------------------------------------|------------------------------------|------------------------|---|--|-----------------|-----------------------------------|
| Club Number | Club Name | Charter Date | | Current Member Count | YTD Members Added | YTD Members Dropped | YTD Net Growth | YTD Net Growth% | Member Count 12 Months Ago | Avg. length of service for dropped members | Months Since Last MMR *** | Yrs. Since Last Officer Report | President Rotation | Vice President Reported **** | Months Since Last Activity Report *** | Account Balance | Donations for current Fiscal Year |
| | | | Number of times on status quo within last two years | If below 15 members appears | If net loss is greater than 20% appears | | | | | | If no report in 3 months appears in | When more than one year appears in | Number of repeat terms | Notes the officers that do not have an active | If no report at 12 months appears in red | | |
| Clubs less than two years old | | | | | | | | | | | | | | | | | |
| 156610 | Cochabamba Angeles de la Sonrisa | 11/21/2023 | Active(1) | 5 | 0 | 15 | -15 | -75.00% | 20 | 2 | 0 | | 2 | P,S,T,M,VP SC | N/A | 90+ Days | |
| 180934 | Cochabamba Anne Sullivan | 04/15/2025 | Newly Chartered | 18 | 24 | 6 | 18 | 100.00% | 0 | 0 | 0 | | | P,S,T,M,VP SC | N/R | | |
| 171793 | Cochabamba Melvin Jones | 06/13/2024 | Active | 16 | 0 | 4 | -4 | -20.00% | 20 | 1 | 12 | | 3 | P,S,T,M,VP SC | N/A | | |
| 181184 | Montero-Tekoara | 04/17/2025 | Newly Chartered | 24 | 24 | 0 | 24 | 100.00% | 0 | | 1 | | | P,S,T,M,VP SC | N/R | | |
| 172262 | San Jose de Chiquitos | 06/14/2024 | Active(1) | 9 | 3 | 14 | -11 | -55.00% | 20 | 1 | 0 | | 2 | P,S,T,M,VP SC | 0 | 90+ Days | |
| 182184 | Santa Cruz El Tucan | 05/08/2025 | Newly Chartered | 20 | 22 | 2 | 20 | 100.00% | 0 | 0 | 0 | | | P,S,T,M,VP SC | N/R | | |
| Clubs more than two years old | | | | | | | | | | | | | | | | | |
| 32958 | BERMEJO Exc Award (06/30/2018) | 11/11/1976 | Active(1) | 12 | 0 | 0 | 0 | 0.00% | 12 | | 42 | 1 | None | P,S,T,M,VP SC | 24+ | 90+ Days | |
| 137503 | Bermejo Frontera del Sur Exc Award (06/30/2024) | 02/20/2019 | Active | 11 | 0 | 1 | -1 | -8.33% | 12 | 6 | 6 | | | P,S,T,M,VP SC | 8 | | |
| 140863 | Camiri Sararenda | 03/26/2020 | Active(1) | 13 | 3 | 4 | -1 | -7.14% | 14 | 5 | 0 | | | P,S,T,M,VP SC | 24+ | 90+ Days | |
| 18168 | COCHABAMBA Exc Award (06/30/2017, 06/30/2018, 06/30/20) | 06/27/1949 | Active(1) | 46 | 9 | 18 | -9 | -16.36% | 55 | 3 | 0 | | 2 | P,S,T,M,VP SC | 0 | | |
| 49372 | COCHABAMBA ARCO IRIS Exc Award (06/30/2018, 06/30/2021, 06/30/20) | 04/05/1989 | Active(1) | 19 | 5 | 3 | 2 | 11.76% | 17 | 8 | 0 | | | P,S,T,M,VP SC | 0 | | |
| 132696 | Cochabamba Helen Keller Exc Award (06/30/2022, 06/30/2023, 06/30/20) | 09/25/2017 | Active(3) | 13 | 2 | 7 | -5 | -27.78% | 18 | 2 | 0 | | 4 | P,S,T,M,VP SC | 4 | | |
| 116307 | COCHABAMBA INTEGRACION Exc Award (06/30/2018) | 03/13/2012 | Active | 9 | 3 | 5 | -2 | -18.18% | 11 | 8 | 0 | | 2 | P,S,T,M,VP SC | 22 | | |
| 143973 | Cochabamba Kanata Exc Award (06/30/2021) | 12/22/2020 | Active(1) | 7 | 0 | 0 | 0 | 0.00% | 7 | | 12 | | 2 | P,S,T,M,VP SC | 21 | 90+ Days | |
| 138687 | Cochabamba Milenio Exc Award (06/30/2024) | 06/21/2019 | Active(3) | 11 | 0 | 0 | 0 | 0.00% | 11 | | 12 | | 7 | P,S,T,M,VP SC | 1 | 90+ Days | |



Club Health Assessment for District S 2 through June 2025

| | | | Status | Membership | | | | | | | Reports | | | | Finance | | LCIF |
|-------------|---|--------------|---|-----------------------------|-------------------|---------------------|----------------|---|----------------------------|--|-------------------------------------|------------------------------------|------------------------|--|---------------------------------------|-----------------|-----------------------------------|
| Club Number | Club Name | Charter Date | | Current Member Count | YTD Members Added | YTD Members Dropped | YTD Net Growth | YTD Net Growth% | Member Count 12 Months Ago | Avg. length of service for dropped members | Months Since Last MMR *** | Yrs. Since Last Officer Report | President Rotation | Vice President Reported **** | Months Since Last Activity Report *** | Account Balance | Donations for current Fiscal Year |
| | | | Number of times on status quo within last two years | If below 15 members appears | | | | If net loss is greater than 20% appears | | | If no report in 3 months appears in | When more than one year appears in | Number of repeat terms | Notes the officers that do not have appears in an active | If no report at 12 months red | | |
| 152093 | Cochabamba Nueva Esperanza | 08/01/2022 | Active(1) | 1 | 3 | 5 | -2 | -66.67% | 3 | 3 | 0 | | None | P,S,T,M,VP SC | 5 | 90+ Days | |
| 151466 | Cochabamba Rojo Carmesi | 06/21/2022 | Active(1) | 4 | 1 | 2 | -1 | -20.00% | 5 | 1 | 0 | | 4 | P,S,T,M,VP SC | N/A | 90+ Days | |
| 154386 | Cochabamba Templanza y Fortaleza | 05/16/2023 | Active | 10 | 1 | 11 | -10 | -50.00% | 20 | 1 | 0 | | | P,S,T,M,VP SC | 2 | | |
| 143141 | Cochabamba Tiquipaya | 10/28/2020 | Active(1) | 11 | 4 | 9 | -5 | -31.25% | 16 | 1 | 0 | | | P,S,T,M,VP SC | 12 | | \$60.00 |
| | Exc Award (06/30/2021, 06/30/2022, 06/30/20 | | | | | | | | | | | | | | | | |
| 59334 | COCHABAMBA UNION | 04/21/1997 | Active(1) | 31 | 8 | 15 | -7 | -18.42% | 38 | 6 | 0 | | None | P,S,T,M,VP SC | 6 | 90+ Days | |
| | Exc Award (06/30/2016, 06/30/2018, 06/30/20 | | | | | | | | | | | | | | | | |
| 18170 | COCHABAMBA VILLA INGAVI | 02/14/1973 | Active(1) | 9 | 1 | 0 | 1 | 12.50% | 8 | | 5 | | | P,S,T,M,VP SC | 10 | | |
| | Exc Award (06/30/2017, 06/30/2022) | | | | | | | | | | | | | | | | |
| 141769 | El Gran Potosi | 06/20/2020 | Active | 9 | 4 | 2 | 2 | 28.57% | 7 | 4 | 0 | | 2 | P,S,T,M,VP SC | 0 | | \$20.00 |
| | Exc Award (06/30/2022) | | | | | | | | | | | | | | | | |
| 37591 | HAMACAS | 10/22/1979 | Active(4) | 14 | 1 | 8 | -7 | -33.33% | 21 | 5 | 1 | | | P,S,T,M,VP SC | 1 | 90+ Days | |
| | Exc Award (06/30/2018, 06/30/2022, 06/30/20 | | | | | | | | | | | | | | | | |
| 18173 | MINEROS | 05/10/1958 | Active(3) | 22 | 2 | 2 | 0 | 0.00% | 22 | 16 | 0 | | | P,S,T,M,VP SC | 4 | 90+ Days | |
| | Exc Award (06/30/2018, 06/30/2023) | | | | | | | | | | | | | | | | |
| 18174 | MONTERO | 07/21/1957 | Active(3) | 30 | 3 | 0 | 3 | 11.11% | 27 | | 1 | | | P,S,T,M,VP SC | 17 | 90+ Days | |
| | Exc Award (06/30/2016, 06/30/2017, 06/30/20 | | | | | | | | | | | | | | | | |
| 135183 | Montero La Merced | 06/20/2018 | Active(1) | 43 | 7 | 22 | -15 | -25.86% | 58 | 3 | 0 | | | P,S,T,M,VP SC | 1 | | \$5.00 |
| | Exc Award (06/30/2019, 06/30/2021, 06/30/20 | | | | | | | | | | | | | | | | |
| 144010 | Montero San Antonio | 12/17/2020 | Active | 19 | 3 | 11 | -8 | -29.63% | 27 | 2 | 0 | | | P,S,T,M,VP SC | 2 | 90+ Days | |
| | Exc Award (06/30/2021, 06/30/2022) | | | | | | | | | | | | | | | | |
| 41189 | MOTO MENDEZ | 04/20/1982 | Active(3) | 22 | 5 | 2 | 3 | 15.79% | 19 | 24 | 0 | | | P,S,T,M,VP SC | 22 | 90+ Days | |
| 18175 | POTOSI | 06/20/1949 | Active | 27 | 5 | 0 | 5 | 22.73% | 22 | | 7 | | | P,S,T,M,VP SC | 8 | | \$45.00 |
| | Exc Award (06/30/2016, 06/30/2017, 06/30/20 | | | | | | | | | | | | | | | | |
| 148392 | Potosí Carlos V | 09/22/2021 | Active(3) | 2 | 0 | 10 | -10 | -83.33% | 12 | 3 | 0 | | | P,S,T,M,VP SC | 18 | 90+ Days | |
| 141627 | Potosi Macuquina de Plata | 06/20/2020 | Active(1) | 24 | 3 | 2 | 1 | 4.35% | 23 | 2 | 0 | | | P,S,T,M,VP SC | 8 | | |
| | Exc Award (06/30/2022, 06/30/2023, 06/30/20 | | | | | | | | | | | | | | | | |
| 111164 | PUERTO SUAREZ PANTANAL | 05/27/2011 | Active(1) | 7 | 0 | 0 | 0 | 0.00% | 7 | | 15 | 1 | None | P,S,T,M,VP SC | 15 | 90+ Days | |




Club Health Assessment for District S 2 through June 2025

| | | | Status | Membership | | | | | | | Reports | | | | | Finance | | LCIF |
|--|-----------|--------------|---|-----------------------------|-------------------|---------------------|----------------|---|----------------------------|--|-------------------------------------|------------------------------------|------------------------|--|---------------------------------------|-----------------|-----------------------------------|------|
| Club Number | Club Name | Charter Date | | Current Member Count | YTD Members Added | YTD Members Dropped | YTD Net Growth | YTD Net Growth% | Member Count 12 Months Ago | Avg. length of service for dropped members | Months Since Last MMR *** | Yrs. Since Last Officer Report | President Rotation | Vice President Reported **** | Months Since Last Activity Report *** | Account Balance | Donations for current Fiscal Year | |
| | | | Number of times on status quo within last two years | If below 15 members appears | | | | If net loss is greater than 20% appears | | | If no report in 3 months appears in | When more than one year appears in | Number of repeat terms | Notes the officers that do not have appears in an active | If no report at 12 months red | | | |
| Exc Award (06/30/2016, 06/30/2018, 06/30/2018) 18178 QUILLACOLLO 03/10/1966 | | | Active | 15 | 0 | 30 | -30 | -66.67% | 45 | 1 | 0 | | | P,S,T,M,VP SC | 2 | | \$80.00 | |
| Exc Award (06/30/2023, 06/30/2024) 146647 Sacaba 06/14/2021 | | | Active(4) | 13 | 0 | 6 | -6 | -31.58% | 19 | 3 | 0 | | | P,S,T,M,VP SC | 24 | 90+ Days | | |
| Exc Award (06/30/2022) 18183 SANTA CRUZ 07/02/1949 | | | Active(2) | 96 | 12 | 28 | -16 | -14.29% | 112 | 9 | 0 | | | P,S,T,M,VP SC | 0 | | | |
| Exc Award (06/30/2016, 06/30/2017, 06/30/2017) 56480 SANTA CRUZ 24 DE SEPTIEMBRE 01/30/1995 | | | Active | 34 | 4 | 15 | -11 | -24.44% | 45 | 7 | 0 | | 2 | P,S,T,M,VP SC | 6 | | \$50.00 | |
| Exc Award (06/30/2016, 06/30/2018, 06/30/2018) 140011 Santa Cruz Alma Crucena 03/27/2020 | | | Active(1) | 5 | 0 | 7 | -7 | -58.33% | 12 | 3 | 6 | | | P,S,T,M,VP SC | 22 | | | |
| Exc Award (06/30/2021, 06/30/2022) 151991 Santa Cruz Amboro 08/05/2022 | | | Active(3) | 16 | 7 | 6 | 1 | 6.67% | 15 | 1 | 0 | | | P,S,T,M,VP SC | 7 | | | |
| 78935 SANTA CRUZ AMOR Y ESPERANZA 04/29/2004 | | | Active(1) | 61 | 29 | 15 | 14 | 29.79% | 47 | 3 | 0 | | 2 | P,S,T,M,VP SC | 4 | | | |
| Exc Award (06/30/2016, 06/30/2017, 06/30/2017) 140270 Santa Cruz Arandu 06/30/2020 | | | Active | 4 | 3 | 5 | -2 | -33.33% | 6 | 5 | 2 | | | P,S,T,M,VP SC | 1 | | | |
| Exc Award (06/30/2021) 123763 Santa Cruz Corazon 12/08/2014 | | | Active(2) | 17 | 0 | 8 | -8 | -32.00% | 25 | 9 | 0 | | | P,S,T,M,VP SC | 5 | | | |
| Exc Award (06/30/2017, 06/30/2018) 51413 SANTA CRUZ DE LA SIERRA 03/13/1991 | | | Active(1) | 43 | 8 | 5 | 3 | 7.50% | 40 | 4 | 0 | | 2 | P,S,T,M,VP SC | 1 | | | |
| Exc Award (06/30/2016, 06/30/2017, 06/30/2017) 52071 SANTA CRUZ DEL ORIENTE 10/09/1991 | | | Active(1) | 7 | 0 | 1 | -1 | -12.50% | 8 | 3 | 4 | | | P,S,T,M,VP SC | 4 | 90+ Days | | |
| Exc Award (06/30/2018, 06/30/2023) 144118 Santa Cruz El Dorado 12/29/2020 | | | Active | 8 | 5 | 7 | -2 | -20.00% | 10 | 4 | 0 | | | P,S,T,M,VP SC | 15 | | | |
| Exc Award (06/30/2022) 143402 Santa Cruz El Paraiso 10/26/2020 | | | Active(1) | 11 | 0 | 7 | -7 | -38.89% | 18 | 2 | 0 | | | P,S,T,M,VP SC | 0 | | | |
| Exc Award (06/30/2021, 06/30/2022, 06/30/2022) 112154 SANTA CRUZ EL PATUJÚ 09/12/2011 | | | Active(2) | 2 | 0 | 0 | 0 | 0.00% | 2 | | 11 | | 2 | P,S,T,M,VP SC | 15 | | | |
| Exc Award (06/30/2017, 06/30/2018) 152538 Santa Cruz Gratiud 09/08/2022 | | | Active(3) | 25 | 2 | 17 | -15 | -37.50% | 40 | 2 | 0 | | | P,S,T,M,VP SC | 5 | 90+ Days | | |



Club Health Assessment for District S 2 through June 2025

|  | | | Status | Membership | | | | | | | Reports | | | | | Finance | | LCIF |
|--|----------------------------------|--------------|---|-----------------------------|-------------------|---------------------|----------------|---|----------------------------|--|-------------------------------------|------------------------------------|------------------------|---|--|-----------------|-----------------------------------|------|
| Club Number | Club Name | Charter Date | | Current Member Count | YTD Members Added | YTD Members Dropped | YTD Net Growth | YTD Net Growth% | Member Count 12 Months Ago | Avg. length of service for dropped members | Months Since Last MMR *** | Yrs. Since Last Officer Report | President Rotation | Vice President Reported **** | Months Since Last Activity Report *** | Account Balance | Donations for current Fiscal Year | |
| | | | Number of times on status quo within last two years | If below 15 members appears | | | | If net loss is greater than 20% appears | | | If no report in 3 months appears in | When more than one year appears in | Number of repeat terms | Notes the officers that do not have an active | If no report at 12 months appears in red | | | |
| Exc Award (06/30/2023) | | | | | | | | | | | | | | | | | | |
| 18184 | SANTA CRUZ GUAPAY EQUIPETROL | 02/28/1973 | Active(1) | 18 | 5 | 7 | -2 | -10.00% | 20 | 4 | 0 | | 2 | P,S,T,M,VP SC | 3 | | | |
| Exc Award (06/30/2018, 06/30/2023, 06/30/20) | | | | | | | | | | | | | | | | | | |
| 138160 | Santa Cruz Jenecheru | 05/24/2019 | Active(1) | 8 | 0 | 0 | 0 | 0.00% | 8 | | 12 | | 3 | P,S,T,M,VP SC | 6 | 90+ Days | | |
| Exc Award (06/30/2020, 06/30/2021) | | | | | | | | | | | | | | | | | | |
| 128139 | Santa Cruz Kandire | 06/29/2016 | Active(1) | 6 | 0 | 2 | -2 | -25.00% | 8 | 2 | 0 | | None | P,S,T,M,VP SC | 0 | | | |
| Exc Award (06/30/2017, 06/30/2018, 06/30/20) | | | | | | | | | | | | | | | | | | |
| 133786 | Santa Cruz Lealtad | 02/01/2018 | Active | 20 | 27 | 31 | -4 | -16.67% | 24 | 2 | 0 | | | P,S,T,M,VP SC | 0 | 90+ Days | \$120.00 | |
| Exc Award (06/30/2021, 06/30/2022, 06/30/20) | | | | | | | | | | | | | | | | | | |
| 109499 | SANTA CRUZ PALERMO | 10/22/2010 | Active(4) | 1 | 0 | 1 | -1 | -50.00% | 2 | 3 | 6 | | 3 | P,S,T,M,VP SC | 15 | 90+ Days | | |
| Exc Award (06/30/2018, 06/30/2022) | | | | | | | | | | | | | | | | | | |
| 154909 | Santa Cruz Porongo | 06/21/2023 | Active | 9 | 0 | 0 | 0 | 0.00% | 9 | | 13 | 1 | None | P,S,T,M,VP SC | 21 | 90+ Days | | |
| 154035 | Santa Cruz Puerto Quijarro | 05/10/2023 | Active | 1 | 1 | 14 | -13 | -92.86% | 14 | 2 | 2 | | | P,S,T,M,VP SC | 19 | | | |
| 134818 | Santa Cruz Renacer | 05/31/2018 | Active | 29 | 2 | 4 | -2 | -6.45% | 31 | 5 | 0 | | | P,S,T,M,VP SC | 2 | | | |
| Exc Award (06/30/2019, 06/30/2021, 06/30/20) | | | | | | | | | | | | | | | | | | |
| 96627 | SANTA CRUZ SOLIDARIDAD | 03/16/2006 | Active(2) | 12 | 4 | 9 | -5 | -29.41% | 17 | 5 | 0 | | None | P,S,T,M,VP SC | 2 | 90+ Days | | |
| Exc Award (06/30/2016, 06/30/2018, 06/30/20) | | | | | | | | | | | | | | | | | | |
| 32777 | SANTA CRUZ SUD | 09/13/1976 | Active(3) | 12 | 0 | 2 | -2 | -14.29% | 14 | 24 | 3 | | 3 | P,S,T,M,VP SC | 23 | 90+ Days | | |
| Exc Award (06/30/2018, 06/30/2024) | | | | | | | | | | | | | | | | | | |
| 145946 | Santa Cruz Universitario Guapuru | 05/17/2021 | Active(1) | 3 | 0 | 0 | 0 | 0.00% | 3 | | 12 | | 2 | P,S,T,M,VP SC | 18 | 90+ Days | | |
| 132225 | Santa Cruz Vida | 07/19/2017 | Active(2) | 20 | 0 | 8 | -8 | -28.57% | 28 | 3 | 0 | | 2 | P,S,T,M,VP SC | 9 | | \$40.00 | |
| Exc Award (06/30/2018, 06/30/2022, 06/30/20) | | | | | | | | | | | | | | | | | | |
| 18185 | SUCRE | 07/07/1949 | Active(1) | 40 | 9 | 7 | 2 | 5.26% | 38 | 1 | 0 | | | P,S,T,M,VP SC | 0 | | | |
| Exc Award (06/30/2018, 06/30/2022, 06/30/20) | | | | | | | | | | | | | | | | | | |
| 18187 | TARIJA | 07/06/1949 | Active | 21 | 0 | 0 | 0 | 0.00% | 21 | | 0 | | | P,S,T,M,VP SC | 12 | | \$1,050.73 | |
| Exc Award (06/30/2018, 06/30/2021) | | | | | | | | | | | | | | | | | | |
| 77927 | TARIJA ANDALUZ | 12/01/2003 | Active(4) | 9 | 0 | 0 | 0 | 0.00% | 9 | | 12 | | 2 | P,S,T,M,VP SC | 19 | 90+ Days | | |
| Exc Award (06/30/2018, 06/30/2020, 06/30/20) | | | | | | | | | | | | | | | | | | |



Club Health Assessment for District S 2 through June 2025

| | | | Status | Membership | | | | | | | Reports | | | | | Finance | | LCIF |
|------------------------------------|---------------------|--------------|---|-----------------------------|-------------------|---------------------|----------------|---|----------------------------|--|-------------------------------------|------------------------------------|------------------------|---|--|-----------------|-----------------------------------|------|
| Club Number | Club Name | Charter Date | | Current Member Count | YTD Members Added | YTD Members Dropped | YTD Net Growth | YTD Net Growth% | Member Count 12 Months Ago | Avg. length of service for dropped members | Months Since Last MMR *** | Yrs. Since Last Officer Report | President Rotation | Vice President Reported **** | Months Since Last Activity Report *** | Account Balance | Donations for current Fiscal Year | |
| | | | Number of times on status quo within last two years | If below 15 members appears | | | | If net loss is greater than 20% appears | | | If no report in 3 months appears in | When more than one year appears in | Number of repeat terms | Notes the officers that do not have an active | If no report at 12 months appears in red | | | |
| 147641 | Tarija Corazon | 07/27/2021 | Active | 5 | 0 | 0 | 0 | 0.00% | 5 | | 1 | | | P,S,T,M,VP SC | N/A | | | |
| 142598 | Tarija Manos Amigas | 08/12/2020 | Active | 4 | 0 | 7 | -7 | -63.64% | 11 | 4 | 0 | | | P,S,T,M,VP SC | 8 | | | |
| Exc Award (06/30/2021) | | | | | | | | | | | | | | | | | | |
| 143487 | Tarija Serendipia | 11/12/2020 | Active(3) | 5 | 0 | 0 | 0 | 0.00% | 5 | | 1 | | | P,S,T,M,VP SC | 14 | | | |
| 140151 | Tarija Solidaria | 11/26/2019 | Active(1) | 23 | 4 | 1 | 3 | 15.00% | 20 | 2 | 0 | | 2 | P,S,T,M,VP SC | 12 | 90+ Days | | |
| Exc Award (06/30/2024) | | | | | | | | | | | | | | | | | | |
| 148765 | Tarija Tajzara | 05/12/2022 | Active | 15 | 6 | 3 | 3 | 25.00% | 12 | 3 | 1 | | | P,S,T,M,VP SC | 9 | | | |
| 141425 | Tarija Tariquia | 04/28/2020 | Active(1) | 5 | 0 | 5 | -5 | -50.00% | 10 | 5 | 0 | | 2 | P,S,T,M,VP SC | 24+ | 90+ Days | | |
| 29807 | VILLA MONTES | 09/23/1974 | Active(1) | 18 | 2 | 4 | -2 | -10.00% | 20 | 13 | 0 | | | P,S,T,M,VP SC | 9 | | | |
| Exc Award (06/30/2018, 06/30/2023) | | | | | | | | | | | | | | | | | | |
| 107131 | WARNES LA ENCONADA | 01/13/2010 | Active(1) | 9 | 1 | 0 | 1 | 12.50% | 8 | | 0 | | 3 | P,S,T,M,VP SC | 0 | 90+ Days | | |
| 18191 | YACUIBA | 02/01/1965 | Active(1) | 19 | 23 | 4 | 19 | 100.00% | 0 | 17 | 1 | | | P,S,T,M,VP SC | 2 | 90+ Days | | |
| Exc Award (06/30/2018) | | | | | | | | | | | | | | | | | | |


Clubs Cancelled Previous Fiscal Year – Clubs Cancelled within last 12 months may be reinstated

| Club Number | Club Name | Charter Date | Current Status* | Cancellation Date |
|-------------|----------------------------|--------------|-----------------|-------------------|
| 18166 | COCHABAMBA CALA CALA | 01/18/1968 | Cancelled(6*) | 07/29/2023 |
| 29641 | COCHABAMBA MUYURINA | 07/29/1974 | Cancelled(9*) | 02/23/2024 |
| 44848 | SANTA CRUZ GRIGOTA | 04/26/1985 | Cancelled(8*) | 01/29/2024 |
| 151508 | Sucre San Francisco Xavier | 06/22/2022 | Cancelled(8*) | 08/29/2023 |

| Current Total Clubs Count | YTD New Clubs Count | YTD Cancelled Clubs Count | YTD Net Club Gain | Current Total Members Count | YTD Add | YTD Drop | YTD Net Growth | YTD Net Growth % | Member Count 12 Months Ago | Average Member Count Per Club | % of Clubs with less than 20 members | % No MMR in 3 Months | % No Officer Report in 12 Months | % of Clubs with balance 90+ days | Number of Clubs in Status Quo | % Status Quo Clubs in Financial Suspension | Number of Cancelled Clubs | Average Cancelled Club Age | Members Lost Due to Cancellation | % of Clubs Cancelled for Non-Financial Reasons |
|---------------------------|---------------------|---------------------------|-------------------|-----------------------------|---------|----------|----------------|------------------|----------------------------|-------------------------------|--------------------------------------|----------------------|----------------------------------|----------------------------------|-------------------------------|--|---------------------------|----------------------------|----------------------------------|--|
| 71 | 3 | 0 | 3 | 1,187 | 300 | 446 | -146 | -10.95% | 1,333 | 17 | 70% | 24% | 4% | 44% | 0 | 0% | 0 | 0 | 0 | 0% |



Club Health Assessment for District S 2 through June 2025

|  | | | Status | Membership | | | | | | | Reports | | | | | Finance | LCIF |
|--|-----------|--------------|---|-----------------------------|-------------------|---------------------|----------------|---|----------------------------|--|-------------------------------------|------------------------------------|------------------------|---|--|-----------------|-----------------------------------|
| Club Number | Club Name | Charter Date | | Current Member Count | YTD Members Added | YTD Members Dropped | YTD Net Growth | YTD Net Growth% | Member Count 12 Months Ago | Avg. length of service for dropped members | Months Since Last MMR *** | Yrs. Since Last Officer Report | President Rotation | Vice President Reported **** | Months Since Last Activity Report *** | Account Balance | Donations for current Fiscal Year |
| | | | Number of times on status quo within last two years | If below 15 members appears | | | | If net loss is greater than 20% appears | | | If no report in 3 months appears in | When more than one year appears in | Number of repeat terms | Notes the officers that do not have an active | If no report at 12 months appears in red | | |

* - P - Priority Club. Cancellation Reasons: 1-Objectives/conduct, 2-Non-active club, 5-Non-existing club, 6-Disbanding, 7-Merger, 8-Financial Suspension, 9-District/Multiple District Dues.
** - Abbreviation: P-President, S-Secretary, T-Treasurer, M-Member Chairperson, VP-First Vice President, MC-Communications Chairperson, SC-Service Chairperson
*** - Abbreviation: N/R - Never reported using the Lions Clubs website, N/A - Not applicable, No password registered for the Lions Clubs website.
**** - Abbreviation: N - New, IP - Immediate Past, R - Repeat.